

## STATEMENT OF ALLOTMENT, OBLIGATIONS AND BALANCES

As of January 31, 2019

(Summary by Source)

## DEPARTMENT

Agency: SENATE

Fund: General

Allotment Class / Object of Expenditure  (1)	Code	Allotment Received  (2)	Obligations Incurred		Unobligated Balance of Allotment  (5) = (2) - (4)	REMARKS  (6)
			This Report  (3)	To Date  (4)		
<b>PROGRAM A1 &amp; A2</b>						
<b>SECRETARIAT AND LEGISLATIVE PROPER SERVICES</b>						
<b>CURRENT OPERATING EXPENDITURES</b>						
<b>Personal Services</b>						
Salaries - Itemized Position	50101010		80,975,643.00	80,975,643.00	-80,975,643.00	
Casual Wages	50101020-01		3,439,474.00	3,439,474.00	-3,439,474.00	
Contractual Wages	50101020-02		1,121,865.00	1,121,865.00	-1,121,865.00	
PERA	50102010		3,410,000.00	3,410,000.00	-3,410,000.00	
Representation Allowance (RA)	50102020		968,000.00	968,000.00	-968,000.00	
Transportation Allowance (TA)	50102030		844,000.00	844,000.00	-844,000.00	
Overtime Services	50102130		3,507,320.84	3,507,320.84	-3,507,320.84	
Other Bonuses and Allowances	50102990		105,000.00	105,000.00	-105,000.00	
Provident Fund Contributions (SEF)	50103050		1,449,816.08	1,449,816.08	-1,449,816.08	
Other Personnel Benefits	50104990		41,775,282.16	41,775,282.16	-41,775,282.16	
<b>Total Personal Services</b>			<b>137,596,401.08</b>	<b>137,596,401.08</b>	<b>-137,596,401.08</b>	
<b>Personal Services</b>						
GSIS Contribution	50103010		10,265,621.01	10,265,621.01	-10,265,621.01	
Pag-Ibig Contribution	50103020		174,750.00	174,750.00	-174,750.00	
PhilHealth Contribution	50103030		720,024.75	720,024.75	-720,024.75	
ECC Contribution	50103040		173,700.00	173,700.00	-173,700.00	
<b>Total Personal Services</b>			<b>11,334,095.76</b>	<b>11,334,095.76</b>	<b>-11,334,095.76</b>	
<b>Total Personal Services</b>			<b>148,930,496.84</b>	<b>148,930,496.84</b>	<b>-148,930,496.84</b>	
<b>Maintenance and Other Operating Expenses</b>						
Travelling Expenses - Local	50201010		21,461,280.91	21,461,280.91	-21,461,280.91	
Travelling Expenses - Foreign	50201020		564,500.00	564,500.00	-564,500.00	
Training Expenses	50202010		1,465,000.00	1,465,000.00	-1,465,000.00	


Allotment Class / Object of Expenditure  (1)	Code	Allotment Received  (2)	Obligations Incurred		Unobligated Balance of Allotment  (5) = (2) - (4)	REMARKS  (6)
			This Report  (3)	To Date  (4)		
IT/Office Supplies Expenses	50203010		1,584,684.00	1,584,684.00	-1,584,684.00	
Fuel, Oil & Lubricants Expenses	50203090		5,660.26	5,660.26	-5,660.26	
Other Supplies Expenses	50203990		49,724.00	49,724.00	-49,724.00	
Water Expenses	50204010		9,502.30	9,502.30	-9,502.30	
Electricity Expenses	50204020		61,244.76	61,244.76	-61,244.76	
Postage & Deliveries Expenses	50205010		1,000.00	1,000.00	-1,000.00	
Telephone and Mobile Expense	50205020		980,393.97	980,393.97	-980,393.97	
Internet Expenses	50205030		232,383.35	232,383.35	-232,383.35	
Extraordinary and Miscellaneous Expenses	50210030		32,750,679.00	32,750,679.00	-32,750,679.00	
Legal Services	50211010					
Auditing Expenses	50211020		232,518.84	232,518.84	-232,518.84	
Consultancy Services	50211030		3,875,508.86	3,875,508.86	-3,875,508.86	
Other Professional Services	50211990		130,750.00	130,750.00	-130,750.00	
Environment/Sanitary Services	50212010		270,000.00	270,000.00	-270,000.00	
Repair & Maint. - Motor Vehicle	50213060-01		39,154.88	39,154.88	-39,154.88	
Insurance Premiums	50215030		10,770.94	10,770.94	-10,770.94	
Representation Expenses	50299030		5,472,669.22	5,472,669.22	-5,472,669.22	
Rent Expenses	50299050		43,361,828.71	43,361,828.71	-43,361,828.71	
Subscription Expenses	50299070		188,178.00	188,178.00	-188,178.00	
Other Maintenance and Other Operating Ex	50299990		47,045,338.12	47,045,338.12	-47,045,338.12	
<b>Total Maintenance and Other Operating Expenses</b>			<b>159,792,770.12</b>	<b>159,792,770.12</b>	<b>-159,792,770.12</b>	
<b>Total Current Operating Expenditures</b>			<b>308,723,266.96</b>	<b>308,723,266.96</b>	<b>-308,723,266.96</b>	
<b>TOTAL CURRENT OPERATING EXPENDITURES</b>			<b>308,723,266.96</b>	<b>308,723,266.96</b>	<b>-308,723,266.96</b>	
<b>CONTINUING APPROPRIATIONS</b>						
<b>REGULAR</b>						
<b>Maintenance and Other Operating Expenses</b>						
Travelling Expenses - Local	50201010	116,012,607.37			116,012,607.37	
Travelling Expenses - Foreign	50201020	17,205,473.59			17,205,473.59	
Training Expenses	50202010	312,873.93			312,873.93	
IT/Office Supplies Expenses	50203010	9,015,546.70			9,015,546.70	
Semi-Expendable ICT Equipment	50203210-03	126,772.00			126,772.00	
Semi-Expendable Communication Equipment	50203210-07	15,000.00			15,000.00	
Semi-Expendable Other Machinery & Equipm	50203210-99	45,000.00			45,000.00	
Semi-Expendable Furniture & Fixture	50203220-01	3,258.64			3,258.64	


Allotment Class / Object of Expenditure  (1)	Code	Allotment Received  (2)	Obligations Incurred		Unobligated Balance of Allotment  (5) = (2) - (4)	REMARKS  (6)
			This Report  (3)	To Date  (4)		
Other Supplies Expenses	50203990	2,747,736.82			2,747,736.82	
Water Expenses	50204010	5,070,280.00			5,070,280.00	
Electricity Expenses	50204020	18,257,515.00			18,257,515.00	
Postage & Deliveries Expenses	50205010	117,085.46			117,085.46	
Telephone and Mobile Expense	50205020	8,181,458.02			8,181,458.02	
Internet Expenses	50205030	2,748,710.32			2,748,710.32	
Extraordinary and Miscellaneous Expenses	50210030	54,660,149.60			54,660,149.60	
Legal Services	50211010	194,400.00			194,400.00	
Consultancy Services	50211030	128,122,331.83			128,122,331.83	
Other Professional Services	50211990	8,500,996.30			8,500,996.30	
Janitorial Services	50212020	18,000,000.00			18,000,000.00	
Security Services	50212030	2,500,000.00			2,500,000.00	
Repair & Maint. - Motor Vehicle	50213060-01	120,000.00			120,000.00	
Fidelity Bond Premium	50215020	11,250.00			11,250.00	
Advertisement Expenses	50299010	30,000.00			30,000.00	
Printing & Binding Expenses	50299020	12,000.00			12,000.00	
Representation Expenses	50299030	35,670,950.66			35,670,950.66	
Rent Expenses	50299050	59,851,112.99			59,851,112.99	
Subscription Expenses	50299070	2,000,865.34			2,000,865.34	
Other Maintenance and Other Operating Ex	50299990	151,717,289.61			151,717,289.61	
<b>Total Maintenance and Other Operating Expenses</b>		<b>641,250,664.18</b>			<b>641,250,664.18</b>	
<b>Capital Outlays</b>						
Other Structure	10604990	8,000,000.00			8,000,000.00	
Office Equipment	10605020	8,802,430.00			8,802,430.00	
IT Equipment	10605030	6,691,519.20			6,691,519.20	
Communication Equipment	10605070	3,000,000.00			3,000,000.00	
Firefighting Equipment & Accessories	10605090-01	2,000,000.00			2,000,000.00	
Military, Police & Security Equipment	10605100	3,000,000.00			3,000,000.00	
Medical, Dental & Laboratory Equipment	10605110	1,000,000.00			1,000,000.00	
Printing Equipment	10605120	1,538,500.00			1,538,500.00	
Sports Equipment	10605130	1,000,000.00			1,000,000.00	
Motor Vehicles	10606010	3,000,000.00			3,000,000.00	
Furniture & Fixture Equipment	10607010	1,987,244.74			1,987,244.74	
Library Books	10607020	2,000,000.00			2,000,000.00	
Other Property, etc.	10698990	33,056,992.40			33,056,992.40	

Allotment Class / Object of Expenditure (1)	Code	Allotment Received (2)	Obligations Incurred		Unobligated Balance of Allotment (5) = (2) - (4)	REMARKS (6)
			This Report (3)	To Date (4)		
Computer Software	10801020	11,319,495.47			11,319,495.47	
<b>Total Capital Outlays</b>		86,396,181.81			86,396,181.81	
<b>Total Continuing Appropriations Regular</b>		727,646,845.99			727,646,845.99	
<b>TOTAL CONTINUING APPROPRIATIONS</b>		727,646,845.99			727,646,845.99	
<b>TOTAL PROPER AND SECRETARIAT</b>		727,646,845.99	308,723,266.96	308,723,266.96	418,923,579.03	
<b>PROGRAM B - LOCALLY FUNDED PROJECTS</b>						
LOCALLY FUNDED PROJECTS						
CONTINUING APPROPRIATIONS						
REGULAR						
Maintenance and Other Operating Expenses						
Research, Exploration & Dev Exp.	50207020	69,356,000.00			69,356,000.00	
<b>Total Maintenance and Other Operating Expenses</b>		69,356,000.00			69,356,000.00	
<b>Total Continuing Appropriations Regular</b>		69,356,000.00			69,356,000.00	
<b>TOTAL CONTINUING APPROPRIATIONS</b>		69,356,000.00			69,356,000.00	
<b>TOTAL PROGRAM B</b>		69,356,000.00			69,356,000.00	
<b>GRAND TOTAL</b>		797,002,845.99	308,723,266.96	308,723,266.96	488,279,579.03	

Certified Correct:

Submitted By:

  
**RIOSA C. MANALANSAN**  
 Chief, Legislative Budget Service

  
**ATTY. MYRA MARIE D. VILLARICA**  
 Senate Secretary

**STATEMENT OF ALLOTMENT, OBLIGATIONS AND BALANCES**

As of February 28, 2019

(Summary by Source)

**DEPARTMENT**

**Agency: SENATE**

**Fund: General**

Allotment Class / Object of Expenditure  (1)	Code	Allotment Received  (2)	Obligations Incurred		Unobligated Balance of Allotment  (5) = (2) - (4)	REMARKS  (6)
			This Report  (3)	To Date  (4)		
<b>PROGRAM A1 &amp; A2</b>						
<b>SECRETARIAT AND LEGISLATIVE PROPER SERVICES</b>						
<b>CURRENT OPERATING EXPENDITURES</b>						
<b>Personal Services</b>						
Salaries - Itemized Position	50101010		80,818,286.58	161,793,929.58	-161,793,929.58	
Casual Wages	50101020-01		3,423,967.00	6,863,441.00	-6,863,441.00	
Contractual Wages	50101020-02		1,121,865.00	2,243,730.00	-2,243,730.00	
PERA	50102010		3,404,727.27	6,814,727.27	-6,814,727.27	
Representation Allowance (RA)	50102020		960,500.00	1,928,500.00	-1,928,500.00	
Transportation Allowance (TA)	50102030		836,500.00	1,680,500.00	-1,680,500.00	
Clothing/Uniform Allowance	50102040		4,710,000.00	4,710,000.00	-4,710,000.00	
Honoraria	50102100		7,250.00	7,250.00	-7,250.00	
Overtime Services	50102130		3,228,039.35	6,735,360.19	-6,735,360.19	
Other Bonuses and Allowances	50102990		104,600.00	209,600.00	-209,600.00	
Provident Fund Contributions (SEF)	50103050		1,439,808.86	2,889,624.94	-2,889,624.94	
Other Personnel Benefits	50104990		10,511,927.52	52,287,209.68	-52,287,209.68	
<b>Total Personal Services</b>			<b>110,567,471.58</b>	<b>248,163,872.66</b>	<b>-248,163,872.66</b>	
<b>Personal Services</b>						
GSIS Contribution	50103010		10,070,602.31	20,336,223.32	-20,336,223.32	
Pag-Ibig Contribution	50103020		165,300.00	340,050.00	-340,050.00	
PhilHealth Contribution	50103030		719,593.63	1,439,618.38	-1,439,618.38	
ECC Contribution	50103040		170,100.00	343,800.00	-343,800.00	
<b>Total Personal Services</b>			<b>11,125,595.94</b>	<b>22,459,691.70</b>	<b>-22,459,691.70</b>	
<b>Total Personal Services</b>			<b>121,693,067.52</b>	<b>270,623,564.36</b>	<b>-270,623,564.36</b>	
<b>Maintenance and Other Operating Expenses</b>						
Travelling Expenses - Local	50201010		3,198,426.05	24,659,706.96	-24,659,706.96	


Allotment Class / Object of Expenditure  (1)	Code	Allotment Received  (2)	Obligations Incurred		Unobligated Balance of Allotment  (5) = (2) - (4)	REMARKS  (6)
			This Report  (3)	To Date  (4)		
Travelling Expenses - Foreign	50201020		568,288.00	1,132,788.00	-1,132,788.00	
Training Expenses	50202010		2,065,470.00	3,530,470.00	-3,530,470.00	
IT/Office Supplies Expenses	50203010		2,741,398.34	4,326,082.34	-4,326,082.34	
Fuel, Oil & Lubricants Expenses	50203090		55,764.81	61,425.07	-61,425.07	
Other Supplies Expenses	50203990		248,530.12	298,254.12	-298,254.12	
Water Expenses	50204010		1,225,671.91	1,235,174.21	-1,235,174.21	
Electricity Expenses	50204020		1,417,973.72	1,479,218.48	-1,479,218.48	
Postage & Deliveries Expenses	50205010		762.00	1,762.00	-1,762.00	
Telephone and Mobile Expense	50205020		1,284,631.56	2,265,025.53	-2,265,025.53	
Internet Expenses	50205030		199,853.00	432,236.35	-432,236.35	
Extraordinary and Miscellaneous Expenses	50210030		30,640,991.93	63,391,670.93	-63,391,670.93	
Legal Services	50211010					
Auditing Expenses	50211020		1,410.15	233,928.99	-233,928.99	
Consultancy Services	50211030		7,985,284.06	11,860,792.92	-11,860,792.92	
Other Professional Services	50211990		1,194,221.92	1,324,971.92	-1,324,971.92	
Environment/Sanitary Services	50212010			270,000.00	-270,000.00	
Janitorial Services	50212020		2,993,866.36	2,993,866.36	-2,993,866.36	
Repair & Maint. - Motor Vehicle	50213060-01		54,938.34	94,093.22	-94,093.22	
Fidelity Bond Premium	50215020		82,500.00	82,500.00	-82,500.00	
Insurance Premiums	50215030		26,665.93	37,436.87	-37,436.87	
Printing & Binding Expenses	50299020					
Representation Expenses	50299030		3,235,534.14	8,708,203.36	-8,708,203.36	
Rent Expenses	50299050		1,688,831.04	45,050,659.75	-45,050,659.75	
Membership Dues & Contribution to Orgns	50299060		928,196.65	928,196.65	-928,196.65	
Subscription Expenses	50299070		1,059,427.00	1,247,605.00	-1,247,605.00	
Other Maintenance and Other Operating Ex	50299990		32,069,641.99	79,114,980.11	-79,114,980.11	
<b>Total Maintenance and Other Operating Expenses</b>			<b>94,968,279.02</b>	<b>254,761,049.14</b>	<b>-254,761,049.14</b>	
<b>Total Current Operating Expenditures</b>			<b>216,661,346.54</b>	<b>525,384,613.50</b>	<b>-525,384,613.50</b>	
<b>TOTAL CURRENT OPERATING EXPENDITURES</b>			<b>216,661,346.54</b>	<b>525,384,613.50</b>	<b>-525,384,613.50</b>	
<b>CONTINUING APPROPRIATIONS</b>						
<b>REGULAR</b>						
<b>Maintenance and Other Operating Expenses</b>						
Travelling Expenses - Local	50201010	116,012,607.37	17,276,717.60	17,276,717.60	98,735,889.77	
Travelling Expenses - Foreign	50201020	17,205,473.59			17,205,473.59	

Allotment Class / Object of Expenditure (1)	Code	Allotment Received (2)	Obligations Incurred		Unobligated Balance of Allotment (5) = (2) - (4)	REMARKS (6)
			This Report (3)	To Date (4)		
Training Expenses	50202010	312,873.93			312,873.93	
IT/Office Supplies Expenses	50203010	9,015,546.70			9,015,546.70	
Semi-Expendable ICT Equipment	50203210-03	126,772.00			126,772.00	
Semi-Expendable Communication Equipment	50203210-07	15,000.00			15,000.00	
Semi-Expendable Other Machinery & Equipm	50203210-99	45,000.00			45,000.00	
Semi-Expendable Furniture & Fixture	50203220-01	3,258.64			3,258.64	
Other Supplies Expenses	50203990	2,747,736.82			2,747,736.82	
Water Expenses	50204010	5,070,280.00			5,070,280.00	
Electricity Expenses	50204020	18,257,515.00			18,257,515.00	
Postage & Deliveries Expenses	50205010	117,085.46			117,085.46	
Telephone and Mobile Expense	50205020	8,181,458.02	18,321.39	18,321.39	8,163,136.63	
Internet Expenses	50205030	2,748,710.32	4,480.00	4,480.00	2,744,230.32	
Extraordinary and Miscellaneous Expenses	50210030	54,660,149.60	3,572,400.00	3,572,400.00	51,087,749.60	
<b>Legal Services</b>	<b>50211010</b>	<b>194,400.00</b>			<b>194,400.00</b>	
Consultancy Services	50211030	128,122,331.83	2,616,000.00	2,616,000.00	125,506,331.83	
Other Professional Services	50211990	8,500,996.30	64,500.00	64,500.00	8,436,496.30	
Janitorial Services	50212020	18,000,000.00			18,000,000.00	
Security Services	50212030	2,500,000.00			2,500,000.00	
Repair & Maint. - Motor Vehicle	50213060-01	120,000.00			120,000.00	
Fidelity Bond Premium	50215020	11,250.00			11,250.00	
Advertisement Expenses	50299010	30,000.00			30,000.00	
Printing & Binding Expenses	50299020	12,000.00			12,000.00	
Representation Expenses	50299030	35,670,950.66	3,226,592.60	3,226,592.60	32,444,358.06	
Rent Expenses	50299050	59,851,112.99	2,326,128.00	2,326,128.00	57,524,984.99	
Subscription Expenses	50299070	2,000,865.34			2,000,865.34	
Other Maintenance and Other Operating Ex	50299990	151,717,289.61	16,637,869.74	16,637,869.74	135,079,419.87	
<b>Total Maintenance and Other Operating Expenses</b>		<b>641,250,664.18</b>	<b>45,743,009.33</b>	<b>45,743,009.33</b>	<b>595,507,654.85</b>	
<b>Capital Outlays</b>						
Other Structure	10604990	8,000,000.00			8,000,000.00	
Office Equipment	10605020	8,802,430.00			8,802,430.00	
IT Equipment	10605030	6,691,519.20			6,691,519.20	
Communication Equipment	10605070	3,000,000.00			3,000,000.00	
Firefighting Equipment & Accessories	10605090-01	2,000,000.00			2,000,000.00	
Military, Police & Security Equipment	10605100	3,000,000.00			3,000,000.00	
Medical, Dental & Laboratory Equipment	10605110	1,000,000.00			1,000,000.00	

Allotment Class / Object of Expenditure (1)	Code	Allotment Received (2)	Obligations Incurred		Unobligated Balance of Allotment (5) = (2) - (4)	REMARKS (6)
			This Report (3)	To Date (4)		
Printing Equipment	10605120	1,538,500.00			1,538,500.00	
Sports Equipment	10605130	1,000,000.00			1,000,000.00	
Motor Vehicles	10606010	3,000,000.00			3,000,000.00	
Furniture & Fixture Equipment	10607010	1,987,244.74			1,987,244.74	
Library Books	10607020	2,000,000.00			2,000,000.00	
Other Property, etc.	10698990	33,056,992.40			33,056,992.40	
Computer Software	10801020	11,319,495.47			11,319,495.47	
<b>Total Capital Outlays</b>		<b>86,396,181.81</b>			<b>86,396,181.81</b>	
<b>Total Continuing Appropriations Regular</b>		<b>727,646,845.99</b>	<b>45,743,009.33</b>	<b>45,743,009.33</b>	<b>681,903,836.66</b>	
<b>TOTAL CONTINUING APPROPRIATIONS</b>		<b>727,646,845.99</b>	<b>45,743,009.33</b>	<b>45,743,009.33</b>	<b>681,903,836.66</b>	
<b>TOTAL PROPER AND SECRETARIAT</b>		<b>727,646,845.99</b>	<b>262,404,355.87</b>	<b>571,127,622.83</b>	<b>156,519,223.16</b>	
<b>PROGRAM B - LOCALLY FUNDED PROJECTS</b>						
<b>LOCALLY FUNDED PROJECTS</b>						
<b>CONTINUING APPROPRIATIONS</b>						
<b>REGULAR</b>						
Maintenance and Other Operating Expenses						
Research, Exploration & Dev Exp.	50207020	69,356,000.00			69,356,000.00	
<b>Total Maintenance and Other Operating Expenses</b>		<b>69,356,000.00</b>			<b>69,356,000.00</b>	
<b>Total Continuing Appropriations Regular</b>		<b>69,356,000.00</b>			<b>69,356,000.00</b>	
<b>TOTAL CONTINUING APPROPRIATIONS</b>		<b>69,356,000.00</b>			<b>69,356,000.00</b>	
<b>TOTAL PROGRAM B</b>		<b>69,356,000.00</b>			<b>69,356,000.00</b>	
<b>GRAND TOTAL</b>		<b>797,002,845.99</b>	<b>262,404,355.87</b>	<b>571,127,622.83</b>	<b>225,875,223.16</b>	

Certified Correct:

Submitted By:

  
**RIOSA C. MANALANSAN**  
 Chief, Legislative Budget Service

  
**ATTY. MYRA MARIE D. VILLARICA**  
 Senate Secretary



**STATEMENT OF ALLOTMENT, OBLIGATIONS AND BALANCES**

As of March 31, 2019

**(Summary by Source)**

**DEPARTMENT**

Agency: **SENATE**

Fund: **General**

Allotment Class / Object of Expenditure  (1)	Code	Allotment Received  (2)	Obligations Incurred		Unobligated Balance of Allotment  (5) = (2) - (4)	REMARKS  (6)
			This Report  (3)	To Date  (4)		
<b>PROGRAM A1 &amp; A2</b>						
<b>SECRETARIAT AND LEGISLATIVE PROPER SERVICES</b>						
<b>CURRENT OPERATING EXPENDITURES</b>						
<b>Personal Services</b>						
Salaries - Itemized Position	50101010		81,869,832.13	243,663,761.71	-243,663,761.71	
Casual Wages	50101020-01		3,624,889.15	10,488,330.15	-10,488,330.15	
Contractual Wages	50101020-02		1,121,865.00	3,365,595.00	-3,365,595.00	
PERA	50102010		3,468,818.17	10,283,545.44	-10,283,545.44	
Representation Allowance (RA)	50102020		978,000.00	2,906,500.00	-2,906,500.00	
Transportation Allowance (TA)	50102030		854,000.00	2,534,500.00	-2,534,500.00	
Clothing/Uniform Allowance	50102040			4,710,000.00	-4,710,000.00	
Health Workers Benefits	50102060		29,500.00	29,500.00	-29,500.00	
Honoraria	50102100		20,000.00	27,250.00	-27,250.00	
Longevity Pay	50102120		35,769,350.75	35,769,350.75	-35,769,350.75	
Overtime Services	50102130		1,478,014.90	8,213,375.09	-8,213,375.09	
Other Bonuses and Allowances	50102990		104,535.71	314,135.71	-314,135.71	
Provident Fund Contributions (SEF)	50103050		1,453,855.86	4,343,480.80	-4,343,480.80	
Other Personnel Benefits	50104990		60,298,095.91	112,585,305.59	-112,585,305.59	
<b>Total Personal Services</b>			<b>191,070,757.58</b>	<b>439,234,630.24</b>	<b>-439,234,630.24</b>	
<b>Personal Services</b>						
GSIS Contribution	50103010		10,165,838.71	30,502,062.03	-30,502,062.03	
Pag-Ibig Contribution	50103020		175,200.00	515,250.00	-515,250.00	
PhilHealth Contribution	50103030		720,732.81	2,160,351.19	-2,160,351.19	
ECC Contribution	50103040		172,600.00	516,400.00	-516,400.00	
<b>Total Personal Services</b>			<b>11,234,371.52</b>	<b>33,694,063.22</b>	<b>-33,694,063.22</b>	
<b>Total Personal Services</b>			<b>202,305,129.10</b>	<b>472,928,693.46</b>	<b>-472,928,693.46</b>	
<b>Maintenance and Other Operating Expenses</b>						
Travelling Expenses - Local	50201010		4,638,364.67	29,298,071.63	-29,298,071.63	



Allotment Class / Object of Expenditure  (1)	Code	Allotment Received  (2)	Obligations Incurred		Unobligated Balance of Allotment  (5) = (2) - (4)	REMARKS  (6)
			This Report  (3)	To Date  (4)		
Travelling Expenses - Foreign	50201020		464,360.77	1,597,148.77	-1,597,148.77	
Training Expenses	50202010		2,242,071.71	5,772,541.71	-5,772,541.71	
IT/Office Supplies Expenses	50203010		1,806,953.60	6,133,035.94	-6,133,035.94	
Fuel, Oil & Lubricants Expenses	50203090		375,169.47	436,594.54	-436,594.54	
Semi-Expendable Other Machinery & Equipm	50203210-99		19,336.52	19,336.52	-19,336.52	
Other Supplies Expenses	50203990		1,204,664.50	1,502,918.62	-1,502,918.62	
Water Expenses	50204010		619,189.02	1,854,363.23	-1,854,363.23	
Electricity Expenses	50204020		1,566,741.04	3,045,959.52	-3,045,959.52	
Postage & Deliveries Expenses	50205010		54,491.00	56,253.00	-56,253.00	
Telephone and Mobile Expense	50205020		1,198,764.88	3,463,790.41	-3,463,790.41	
Internet Expenses	50205030		314,906.10	747,142.45	-747,142.45	
Extraordinary and Miscellaneous Expenses	50210030		24,308,911.00	87,700,581.93	-87,700,581.93	
Legal Services	50211010		2,200.00	2,200.00	-2,200.00	
Auditing Expenses	50211020		39,582.01	273,511.00	-273,511.00	
Consultancy Services	50211030		7,878,457.96	19,739,250.88	-19,739,250.88	
Other Professional Services	50211990		842,693.84	2,167,665.76	-2,167,665.76	
Environment/Sanitary Services	50212010			270,000.00	-270,000.00	
Janitorial Services	50212020			2,993,866.36	-2,993,866.36	
Security Services	50212030		440,001.40	440,001.40	-440,001.40	
Repair & Maint. - Motor Vehicle	50213060-01		215,360.22	309,453.44	-309,453.44	
Repair & Maint. - Other Property, etc.	50213990		58,240.00	58,240.00	-58,240.00	
Fidelity Bond Premium	50215020		29,253.75	111,753.75	-111,753.75	
Insurance Premiums	50215030		14,589.92	52,026.79	-52,026.79	
Printing & Binding Expenses	50299020					
Representation Expenses	50299030		4,071,003.34	12,779,206.70	-12,779,206.70	
Rent Expenses	50299050		1,484,591.67	46,535,251.42	-46,535,251.42	
Membership Dues & Contribution to Orgns	50299060			928,196.65	-928,196.65	
Subscription Expenses	50299070		11,795.00	1,259,400.00	-1,259,400.00	
Other Maintenance and Other Operating Ex	50299990		30,159,476.36	109,274,456.47	-109,274,456.47	
<b>Total Maintenance and Other Operating Expenses</b>			<b>84,061,169.75</b>	<b>338,822,218.89</b>	<b>-338,822,218.89</b>	
<b>Total Current Operating Expenditures</b>			<b>286,366,298.85</b>	<b>811,750,912.35</b>	<b>-811,750,912.35</b>	
<b>TOTAL CURRENT OPERATING EXPENDITURES</b>			<b>286,366,298.85</b>	<b>811,750,912.35</b>	<b>-811,750,912.35</b>	
<b>CONTINUING APPROPRIATIONS</b>						
<b>REGULAR</b>						
<b>Maintenance and Other Operating Expenses</b>						

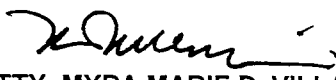

Allotment Class / Object of Expenditure  (1)	Code	Allotment Received  (2)	Obligations Incurred		Unobligated Balance of Allotment  (5) = (2) - (4)	REMARKS  (6)
			This Report  (3)	To Date  (4)		
Travelling Expenses - Local	50201010	116,012,607.37	17,579,029.10	34,855,746.70	81,156,860.67	
Travelling Expenses - Foreign	50201020	17,205,473.59	3,485,440.07	3,485,440.07	13,720,033.52	
Training Expenses	50202010	312,873.93			312,873.93	
IT/Office Supplies Expenses	50203010	9,015,546.70			9,015,546.70	
Semi-Expendable ICT Equipment	50203210-03	126,772.00			126,772.00	
Semi-Expendable Communication Equipment	50203210-07	15,000.00			15,000.00	
Semi-Expendable Other Machinery & Equipm	50203210-99	45,000.00			45,000.00	
Semi-Expendable Furniture & Fixture	50203220-01	3,258.64			3,258.64	
Other Supplies Expenses	50203990	2,747,736.82			2,747,736.82	
Water Expenses	50204010	5,070,280.00			5,070,280.00	
Electricity Expenses	50204020	18,257,515.00	4,900,885.70	4,900,885.70	13,356,629.30	
Postage & Deliveries Expenses	50205010	117,085.46			117,085.46	
Telephone and Mobile Expense	50205020	8,181,458.02	104,182.72	122,504.11	8,058,953.91	
Internet Expenses	50205030	2,748,710.32	244,252.81	248,732.81	2,499,977.51	
Extraordinary and Miscellaneous Expenses	50210030	54,660,149.60	3,600,200.00	7,172,600.00	47,487,549.60	
Legal Services	50211010	194,400.00			194,400.00	
Consultancy Services	50211030	128,122,331.83	15,711,379.84	18,327,379.84	109,794,951.99	
Other Professional Services	50211990	8,500,996.30	1,977,000.00	2,041,500.00	6,459,496.30	
Janitorial Services	50212020	18,000,000.00	3,078,988.55	3,078,988.55	14,921,011.45	
Security Services	50212030	2,500,000.00			2,500,000.00	
Repair & Maint. - Motor Vehicle	50213060-01	120,000.00			120,000.00	
Fidelity Bond Premium	50215020	11,250.00			11,250.00	
Advertisement Expenses	50299010	30,000.00			30,000.00	
Printing & Binding Expenses	50299020	12,000.00			12,000.00	
Representation Expenses	50299030	35,670,950.66	2,209,373.10	5,435,965.70	30,234,984.96	
Rent Expenses	50299050	59,851,112.99	244,037.94	2,570,165.94	57,280,947.05	
Subscription Expenses	50299070	2,000,865.34			2,000,865.34	
Other Maintenance and Other Operating Ex	50299990	151,717,289.61	17,544,506.21	34,162,375.95	117,534,913.66	
<b>Total Maintenance and Other Operating Expenses</b>		<b>641,250,664.18</b>	<b>70,679,276.04</b>	<b>116,422,285.37</b>	<b>524,828,378.81</b>	
<b>Capital Outlays</b>						
Other Structure	10604990	8,000,000.00			8,000,000.00	
Office Equipment	10605020	8,802,430.00			8,802,430.00	
IT Equipment	10605030	6,691,519.20			6,691,519.20	
Communication Equipment	10605070	3,000,000.00			3,000,000.00	
Firefighting Equipment & Accessories	10605090-01	2,000,000.00			2,000,000.00	
Military, Police & Security Equipment	10605100	3,000,000.00			3,000,000.00	

Allotment Class / Object of Expenditure  (1)	Code	Allotment Received  (2)	Obligations Incurred		Unobligated Balance of Allotment  (5) = (2) - (4)	REMARKS  (6)
			This Report  (3)	To Date  (4)		
Medical, Dental & Laboratory Equipment	10605110	1,000,000.00			1,000,000.00	
Printing Equipment	10605120	1,538,500.00			1,538,500.00	
Sports Equipment	10605130	1,000,000.00			1,000,000.00	
Motor Vehcicles	10606010	3,000,000.00			3,000,000.00	
Furniture & Fixture Equipment	10607010	1,987,244.74			1,987,244.74	
Library Books	10607020	2,000,000.00			2,000,000.00	
Other Property, etc.	10698990	33,056,992.40			33,056,992.40	
Computer Software	10801020	11,319,495.47			11,319,495.47	
<b>Total Capital Outlays</b>		<b>86,396,181.81</b>			<b>86,396,181.81</b>	
<b>Total Continuing Appropriations Regular</b>		<b>727,646,845.99</b>	<b>70,679,276.04</b>	<b>116,422,285.37</b>	<b>611,224,560.62</b>	
<b>TOTAL CONTINUING APPROPRIATIONS</b>		<b>727,646,845.99</b>	<b>70,679,276.04</b>	<b>116,422,285.37</b>	<b>611,224,560.62</b>	
<b>TOTAL PROPER AND SECRETARIAT</b>		<b>727,646,845.99</b>	<b>357,045,574.89</b>	<b>928,173,197.72</b>	<b>-200,526,351.73</b>	
<b>PROGRAM B - LOCALLY FUNDED PROJECTS</b>						
<b>LOCALLY FUNDED PROJECTS</b>						
<b>CONTINUING APPROPRIATIONS</b>						
<b>REGULAR</b>						
<b>Maintenance and Other Operating Expenses</b>						
Research, Exploration & Dev Exp.	50207020	69,356,000.00			69,356,000.00	
<b>Total Maintenance and Other Operating Expenses</b>		<b>69,356,000.00</b>			<b>69,356,000.00</b>	
<b>Total Continuing Appropriations Regular</b>		<b>69,356,000.00</b>			<b>69,356,000.00</b>	
<b>TOTAL CONTINUING APPROPRIATIONS</b>		<b>69,356,000.00</b>			<b>69,356,000.00</b>	
<b>TOTAL PROGRAM B</b>		<b>69,356,000.00</b>			<b>69,356,000.00</b>	
<b>GRAND TOTAL</b>		<b>797,002,845.99</b>	<b>357,045,574.89</b>	<b>928,173,197.72</b>	<b>-131,170,351.73</b>	

Certified Correct:

Submitted By:

  
**RIOS A. C. MANALANSAN**  
 Chief, Legislative Budget Service  


  
**ATTY. MYRA MARIE D. VILLARICA**  
 Senate Secretary  


**STATEMENT OF ALLOTMENT, OBLIGATIONS AND BALANCES**

As of April 30, 2019

**(Summary by Source)**

**DEPARTMENT**

Agency: **SENATE**

Fund: **General**

Allotment Class / Object of Expenditure  (1)	Code	Allotment Received  (2)	Obligations Incurred		Unobligated Balance of Allotment  (5) = (2) - (4)	REMARKS  (6)
			This Report  (3)	To Date  (4)		
<b>PROGRAM A1 &amp; A2</b>						
<b>SECRETARIAT AND LEGISLATIVE PROPER SERVICES</b>						
<b>CURRENT OPERATING EXPENDITURES</b>						
<b>Personal Services</b>						
Salaries - Itemized Position	50101010		82,290,920.70	325,954,682.41	-325,954,682.41	
Salary Increase	50101010-04		43,821,998.65	43,821,998.65	-43,821,998.65	
Casual Wages	50101020-01		3,598,454.18	14,086,784.33	-14,086,784.33	
Contractual Wages	50101020-02		1,055,102.81	4,420,697.81	-4,420,697.81	
Casual Increase	50101020-14		597,218.52	597,218.52	-597,218.52	
Contractual Increase	50101020-24		550,575.10	550,575.10	-550,575.10	
PERA	50102010		3,503,084.03	13,786,629.47	-13,786,629.47	
Representation Allowance (RA)	50102020		977,000.00	3,883,500.00	-3,883,500.00	
Transportation Allowance (TA)	50102030		853,000.00	3,387,500.00	-3,387,500.00	
Clothing/Uniform Allowance	50102040		834,000.00	5,544,000.00	-5,544,000.00	
Health Workers Benefits	50102060		16,550.00	46,050.00	-46,050.00	
Honoraria	50102100		43,000.00	70,250.00	-70,250.00	
Longevity Pay	50102120		206,507.50	35,975,858.25	-35,975,858.25	
Overtime Services	50102130		903,731.18	9,117,106.27	-9,117,106.27	
Other Bonuses and Allowances	50102990		105,562.73	419,698.44	-419,698.44	
Provident Fund Contributions (SEF)	50103050		1,635,365.38	5,978,846.18	-5,978,846.18	
Other Personnel Benefits	50104990		93,579,903.69	206,165,209.28	-206,165,209.28	
<b>Total Personal Services</b>			<b>234,571,974.47</b>	<b>673,806,604.71</b>	<b>-673,806,604.71</b>	
<b>Personal Services</b>						
GSIS Contribution	50103010		10,186,635.65	40,688,697.68	-40,688,697.68	
GSIS Contribution Increase	50103010-04		5,173,968.72	5,173,968.72	-5,173,968.72	
Pag-Ibig Contribution	50103020		171,000.00	686,250.00	-686,250.00	
PhilHealth Contribution	50103030		736,245.18	2,896,596.37	-2,896,596.37	

Allotment Class / Object of Expenditure  (1)	Code	Allotment Received  (2)	Obligations Incurred		Unobligated Balance of Allotment  (5) = (2) - (4)	REMARKS  (6)
			This Report  (3)	To Date  (4)		
ECC Contribution	50103040		171,700.00	688,100.00	-688,100.00	
<b>Total Personal Services</b>			<b>16,439,549.55</b>	<b>50,133,612.77</b>	<b>-50,133,612.77</b>	
<b>Total Personal Services</b>			<b>251,011,524.02</b>	<b>723,940,217.48</b>	<b>-723,940,217.48</b>	
<b>Maintenance and Other Operating Expenses</b>						
Travelling Expenses - Local	50201010		3,318,698.89	32,616,770.52	-32,616,770.52	
Travelling Expenses - Foreign	50201020		82,027.58	1,679,176.35	-1,679,176.35	
Training Expenses	50202010		1,905,310.00	7,677,851.71	-7,677,851.71	
IT/Office Supplies Expenses	50203010		1,307,558.39	7,440,594.33	-7,440,594.33	
Accountable Forms Expenses	50203020		1,200.00	1,200.00	-1,200.00	
Medical,Dental & Lab. Supplies Expenses	50203080		14,996.00	14,996.00	-14,996.00	
Fuel, Oil & Lubricants Expenses	50203090		133,440.53	570,035.07	-570,035.07	
Semi-Expendable Other Machinery & Equipm	50203210-99			19,336.52	-19,336.52	
Semi-Expendable Furniture & Fixture	50203220-01		15,000.00	15,000.00	-15,000.00	
Other Supplies Expenses	50203990		18,057.78	1,520,976.40	-1,520,976.40	
Water Expenses	50204010		-2,168.25	1,852,194.98	-1,852,194.98	
Electricity Expenses	50204020		3,450,563.48	6,496,523.00	-6,496,523.00	
Postage & Deliveries Expenses	50205010		59,703.00	115,956.00	-115,956.00	
Telephone and Mobile Expense	50205020		1,121,304.88	4,585,095.29	-4,585,095.29	
Internet Expenses	50205030		226,325.00	973,467.45	-973,467.45	
Extraordinary and Miscellaneous Expenses	50210030		24,957,967.12	112,658,549.05	-112,658,549.05	
Legal Services	50211010		22,100.00	24,300.00	-24,300.00	
Auditing Expenses	50211020		6,361.11	279,872.11	-279,872.11	
Consultancy Services	50211030		8,230,868.96	27,970,119.84	-27,970,119.84	
Other Professional Services	50211990		365,500.00	2,533,165.76	-2,533,165.76	
Environment/Sanitary Services	50212010			270,000.00	-270,000.00	
Janitorial Services	50212020		129,672.38	3,123,538.74	-3,123,538.74	
Security Services	50212030			440,001.40	-440,001.40	
Repair & Maint. - Motor Vehicle	50213060-01			309,453.44	-309,453.44	
Repair & Maint. - Other Property, etc.	50213990			58,240.00	-58,240.00	
Fidelity Bond Premium	50215020		11,250.00	123,003.75	-123,003.75	
Insurance Premiums	50215030		26,998.64	79,025.43	-79,025.43	
Printing & Binding Expenses	50299020					
Representation Expenses	50299030		3,328,468.31	16,107,675.01	-16,107,675.01	
Rent Expenses	50299050		1,967,928.60	48,503,180.02	-48,503,180.02	
Membership Dues & Contribution to Orgns	50299060			928,196.65	-928,196.65	
Subscription Expenses	50299070		478,979.00	1,738,379.00	-1,738,379.00	

Allotment Class / Object of Expenditure  (1)	Code	Allotment Received  (2)	Obligations Incurred		Unobligated Balance of Allotment  (5) = (2) - (4)	REMARKS  (6)
			This Report  (3)	To Date  (4)		
Other Maintenance and Other Operating Ex	50299990		30,065,877.74	139,340,334.21	-139,340,334.21	
<b>Total Maintenance and Other Operating Expenses</b>			<b>81,243,989.14</b>	<b>420,066,208.03</b>	<b>-420,066,208.03</b>	
<b>Total Current Operating Expenditures</b>			<b>332,255,513.16</b>	<b>1,144,006,425.51</b>	<b>-1,144,006,425.51</b>	
<b>TOTAL CURRENT OPERATING EXPENDITURES</b>			<b>332,255,513.16</b>	<b>1,144,006,425.51</b>	<b>-1,144,006,425.51</b>	
<b>CONTINUING APPROPRIATIONS</b>						
<b>REGULAR</b>						
<b>Maintenance and Other Operating Expenses</b>						
Travelling Expenses - Local	50201010	116,012,607.37	17,670,567.60	52,526,314.30	63,486,293.07	
Travelling Expenses - Foreign	50201020	17,205,473.59	1,092,276.94	4,577,717.01	12,627,756.58	
Training Expenses	50202010	312,873.93			312,873.93	
IT/Office Supplies Expenses	50203010	9,015,546.70	185,138.81	185,138.81	8,830,407.89	
Semi-Expendable ICT Equipment	50203210-03	126,772.00			126,772.00	
Semi-Expendable Communication Equipment	50203210-07	15,000.00			15,000.00	
Semi-Expendable Other Machinery & Equipm	50203210-99	45,000.00			45,000.00	
Semi-Expendable Furniture & Fixture	50203220-01	3,258.64			3,258.64	
Other Supplies Expenses	50203990	2,747,736.82	21,614.30	21,614.30	2,726,122.52	
Water Expenses	50204010	5,070,280.00			5,070,280.00	
Electricity Expenses	50204020	18,257,515.00		4,900,885.70	13,356,629.30	
Postage & Deliveries Expenses	50205010	117,085.46	500.00	500.00	116,585.46	
Telephone and Mobile Expense	50205020	8,181,458.02	112,842.41	235,346.52	7,946,111.50	
Internet Expenses	50205030	2,748,710.32	183,438.00	432,170.81	2,316,539.51	
Extraordinary and Miscellaneous Expenses	50210030	54,660,149.60	3,650,800.00	10,823,400.00	43,836,749.60	
Legal Services	50211010	194,400.00			194,400.00	
Consultancy Services	50211030	128,122,331.83	7,030,417.09	25,357,796.93	102,764,534.90	
Other Professional Services	50211990	8,500,996.30	911,750.00	2,953,250.00	5,547,746.30	
Janitorial Services	50212020	18,000,000.00		3,078,988.55	14,921,011.45	
Security Services	50212030	2,500,000.00			2,500,000.00	
Repair & Maint. - Motor Vehicle	50213060-01	120,000.00	50,000.00	50,000.00	70,000.00	
Fidelity Bond Premium	50215020	11,250.00			11,250.00	
Advertisement Expenses	50299010	30,000.00			30,000.00	
Printing & Binding Expenses	50299020	12,000.00	1,000.00	1,000.00	11,000.00	
Representation Expenses	50299030	35,670,950.66	2,432,348.48	7,868,314.18	27,802,636.48	
Rent Expenses	50299050	59,851,112.99	151,932.19	2,722,098.13	57,129,014.86	
Subscription Expenses	50299070	2,000,865.34			2,000,865.34	


Allotment Class / Object of Expenditure  (1)	Code	Allotment Received  (2)	Obligations Incurred		Unobligated Balance of Allotment  (5) = (2) - (4)	REMARKS  (6)
			This Report  (3)	To Date  (4)		
Other Maintenance and Other Operating Ex	50299990	151,717,289.61	15,846,774.52	50,029,150.47	101,688,139.14	
<b>Total Maintenance and Other Operating Expenses</b>		<b>641,250,664.18</b>	<b>49,341,400.34</b>	<b>165,763,685.71</b>	<b>475,486,978.47</b>	
<b>Capital Outlays</b>						
Other Structure	10604990	8,000,000.00			8,000,000.00	
Office Equipment	10605020	8,802,430.00			8,802,430.00	
IT Equipment	10605030	6,691,519.20	115,710.00	115,710.00	6,575,809.20	
Communication Equipment	10605070	3,000,000.00			3,000,000.00	
Firefighting Equipment & Accessories	10605090-01	2,000,000.00			2,000,000.00	
Military, Police & Security Equipment	10605100	3,000,000.00			3,000,000.00	
Medical, Dental & Laboratory Equipment	10605110	1,000,000.00			1,000,000.00	
Printing Equipment	10605120	1,538,500.00			1,538,500.00	
Sports Equipment	10605130	1,000,000.00			1,000,000.00	
Motor Vehicles	10606010	3,000,000.00			3,000,000.00	
Furniture & Fixture Equipment	10607010	1,987,244.74			1,987,244.74	
Library Books	10607020	2,000,000.00			2,000,000.00	
Other Property, etc.	10698990	33,056,992.40			33,056,992.40	
Computer Software	10801020	11,319,495.47			11,319,495.47	
<b>Total Capital Outlays</b>		<b>86,396,181.81</b>	<b>115,710.00</b>	<b>115,710.00</b>	<b>86,280,471.81</b>	
<b>Total Continuing Appropriations Regular</b>		<b>727,646,845.99</b>	<b>49,457,110.34</b>	<b>165,879,395.71</b>	<b>561,767,450.28</b>	
<b>TOTAL CONTINUING APPROPRIATIONS</b>		<b>727,646,845.99</b>	<b>49,457,110.34</b>	<b>165,879,395.71</b>	<b>561,767,450.28</b>	
<b>TOTAL PROPER AND SECRETARIAT</b>		<b>727,646,845.99</b>	<b>381,712,623.50</b>	<b>1,309,885,821.22</b>	<b>-582,238,975.23</b>	
<b>PROGRAM B - LOCALLY FUNDED PROJECTS</b>						
<b>LOCALLY FUNDED PROJECTS</b>						
<b>CONTINUING APPROPRIATIONS</b>						
<b>REGULAR</b>						
<b>Maintenance and Other Operating Expenses</b>						
Research, Exploration & Dev Exp.	50207020	69,356,000.00			69,356,000.00	
<b>Total Maintenance and Other Operating Expenses</b>		<b>69,356,000.00</b>			<b>69,356,000.00</b>	
<b>Total Continuing Appropriations Regular</b>		<b>69,356,000.00</b>			<b>69,356,000.00</b>	
<b>TOTAL CONTINUING APPROPRIATIONS</b>		<b>69,356,000.00</b>			<b>69,356,000.00</b>	




Allotment Class / Object of Expenditure  (1)	Code	Allotment Received  (2)	Obligations Incurred		Unobligated Balance of Allotment  (5) = (2) - (4)	REMARKS  (6)
			This Report  (3)	To Date  (4)		
<b>TOTAL PROGRAM B</b>		69,356,000.00			69,356,000.00	
<b>GRAND TOTAL</b>		797,002,845.99	381,712,623.50	1,309,885,821.22	-512,882,975.23	

Certified Correct:

Submitted By:

  
**RIOS A C. MANALANSAN**  
 Chief, Legislative Budget Service

  
**ATTY. MYRA MARIE D. VILLARICA**  
 Senate Secretary

**STATEMENT OF ALLOTMENT, OBLIGATIONS AND BALANCES**

As of May 31, 2019

(Summary by Source)

DEPARTMENT

Agency: SENATE

Fund: General

Allotment Class / Object of Expenditure  (1)	Code	Allotment Received  (2)	Obligations Incurred		Unobligated Balance of Allotment  (5) = (2) - (4)	REMARKS  (6)
			This Report  (3)	To Date  (4)		
<b>PROGRAM A1 &amp; A2</b>						
<b>SECRETARIAT AND LEGISLATIVE PROPER SERVICES</b>						
<b>CURRENT OPERATING EXPENDITURES</b>						
<b>Personnel Services</b>						
Salaries - Itemized Position	50101010	1,205,150,182.70	82,332,546.47	408,287,228.88	796,862,953.82	
Salary Increase	50101010-04	142,000,000.00	10,972,326.87	54,794,325.52	87,205,674.48	
Salaries & Wages - Unfilled Position	50101010-A	70,435,000.00			70,435,000.00	
Casual Wages	50101020-01	47,000,000.00	3,651,589.17	17,738,373.50	29,261,626.50	
Contractual Wages	50101020-02	14,300,000.00	1,085,699.42	5,506,397.23	8,793,602.77	
Casual Increase	50101020-14	3,600,000.00	157,318.44	754,536.96	2,845,463.04	
Contractual Increase	50101020-24	2,400,000.00	132,523.00	683,098.10	1,716,901.90	
PERA	50102010	50,972,000.00	3,545,853.64	17,332,483.11	33,639,516.89	
Representation Allowance (RA)	50102020	12,318,000.00	969,500.00	4,853,000.00	7,465,000.00	
Transportation Allowance (TA)	50102030	12,318,000.00	845,500.00	4,233,000.00	8,085,000.00	
Clothing/Uniform Allowance	50102040	12,300,000.00		5,544,000.00	6,756,000.00	
Health Workers Benefits	50102060	500,000.00	12,400.00	58,450.00	441,550.00	
Honoraria	50102100	1,200,000.00	44,000.00	114,250.00	1,085,750.00	
Longevity Pay	50102120	75,500,000.00		35,975,858.25	39,524,141.75	
Overtime Services	50102130	33,200,000.00	1,868,016.56	10,985,122.83	22,214,877.17	
Year-End Bonus	50102140	87,000,000.00			87,000,000.00	
Year-End Bonus Increase	50102140-04	13,000,000.00			13,000,000.00	
Cash Gift	50102150	11,200,000.00			11,200,000.00	
Other Bonuses and Allowances	50102990	193,320,000.00	94,727,504.13	95,147,202.57	98,172,797.43	
Provident Fund Contributions (SEF)	50103050	24,500,000.00	2,204,364.88	8,183,211.06	16,316,788.94	
Retirement Benefits - Civilians	50104020	13,855,000.00			13,855,000.00	

Allotment Class / Object of Expenditure  (1)	Code	Allotment Received  (2)	Obligations Incurred		Unobligated Balance of Allotment  (5) = (2) - (4)	REMARKS  (6)
			This Report  (3)	To Date  (4)		
Terminal Leave	50104030	172,810,000.00	1,437,581.70	1,437,581.70	171,372,418.30	
Other Personnel Benefits	50104990	794,481,374.00	12,233,819.16	218,399,028.44	576,082,345.56	
<b>Total Personnel Services</b>		<b>2,993,359,556.70</b>	<b>216,220,543.44</b>	<b>890,027,148.15</b>	<b>2,103,332,408.55</b>	
<b>Personnel Services</b>						
GSIS Contribution	50103010	134,500,000.00	10,298,771.41	50,987,469.09	83,512,530.91	
GSIS Contribution Increase	50103010-04	18,238,000.00	1,244,747.16	6,418,715.88	11,819,284.12	
Pag-Ibig Contribution	50103020	2,972,000.00	176,000.00	862,250.00	2,109,750.00	
PhilHealth Contribution	50103030	14,600,000.00	811,148.92	3,707,745.29	10,892,254.71	
ECC Contribution	50103040	2,972,000.00	172,800.00	860,900.00	2,111,100.00	
<b>Total Personnel Services</b>		<b>173,282,000.00</b>	<b>12,703,467.49</b>	<b>62,837,080.26</b>	<b>110,444,919.74</b>	
<b>Total Personnel Services</b>		<b>3,166,641,556.70</b>	<b>228,924,010.93</b>	<b>952,864,228.41</b>	<b>2,213,777,328.29</b>	
<b>Maintenance and Other Operating Expenses</b>						
Travelling Expenses - Local	50201010	248,855,044.40	3,068,048.48	35,684,819.00	213,170,225.40	
Travelling Expenses - Foreign	50201020	30,375,881.77	222,973.50	1,902,149.85	28,473,731.92	
Training Expenses	50202010	15,754,346.18	2,220,624.47	9,898,476.18	5,855,870.00	
IT/Office Supplies Expenses	50203010	34,132,442.58	3,477,571.83	10,918,166.16	23,214,276.42	
Accountable Forms Expenses	50203020	1,264,200.00		1,200.00	1,263,000.00	
Medical,Dental & Lab. Supplies Expenses	50203080	1,396,000.00		14,996.00	1,381,004.00	
Fuel, Oil & Lubricants Expenses	50203090	4,105,000.00	285,094.31	855,129.38	3,249,870.62	
Military, Police & Traffic Supplies Exp.	50203120	1,000,000.00			1,000,000.00	
Semi-Expendable Office Equipment	50203210-02	1,000,000.00			1,000,000.00	
Semi-Expendable ICT Equipment	50203210-03	1,000,000.00	230,175.00	230,175.00	769,825.00	
Semi-Expendable Communication Equipment	50203210-07	500,000.00			500,000.00	
Semi-Expendable Disaster Response & Resc	50203210-08	500,000.00			500,000.00	
Semi-Expendable Military,Police & Securi	50203210-09	500,000.00			500,000.00	
Semi-Expendable Medical Equipment	50203210-10	500,000.00			500,000.00	
Semi-Expendable Printing Equipment	50203210-11	500,000.00			500,000.00	
Semi-Expendable Sports Equipment	50203210-12	500,000.00			500,000.00	
Semi-Expendable Other Machinery & Equipm	50203210-99	1,200,000.00	2,570.58	21,907.10	1,178,092.90	
Semi-Expendable Furniture & Fixture	50203220-01	500,000.00		15,000.00	485,000.00	
Semi-Expendable Books	50203220-02	500,000.00	2,800.00	2,800.00	497,200.00	
Other Supplies Expenses	50203990	16,467,891.90	-281,863.08	1,239,113.32	15,228,778.58	
Water Expenses	50204010	5,981,400.00	618,669.54	2,470,864.52	3,510,535.48	
Electricity Expenses	50204020	37,843,075.00	-1,500.00	6,495,023.00	31,348,052.00	

Allotment Class / Object of Expenditure  (1)	Code	Allotment Received  (2)	Obligations Incurred		Unobligated Balance of Allotment  (5) = (2) - (4)	REMARKS  (6)
			This Report  (3)	To Date  (4)		
Postage & Deliveries Expenses	50205010	662,937.00	4,846.00	120,802.00	542,135.00	
Telephone and Mobile Expense	50205020	30,627,590.50	1,594,039.01	6,179,134.30	24,448,456.20	
Internet Expenses	50205030	8,510,614.10	443,896.65	1,417,364.10	7,093,250.00	
Cable, Radio, Sattelite Expenses	50205040	1,800,000.00			1,800,000.00	
Extraordinary and Miscellaneous Expenses	50210030	349,769,319.29	35,158,695.50	147,817,244.55	201,952,074.74	
Legal Services	50211010	779,750.00	21,450.00	45,750.00	734,000.00	
Auditing Expenses	50211020	3,300,000.00	259,080.12	538,952.23	2,761,047.77	
Consultancy Services	50211030	143,735,668.63	10,706,304.82	38,676,424.66	105,059,243.97	
Other Professional Services	50211990	4,461,965.76	587,400.00	3,120,565.76	1,341,400.00	
Environment/Sanitary Services	50212010	500,000.00	37,500.00	307,500.00	192,500.00	
Janitorial Services	50212020	30,000,000.00		3,123,538.74	26,876,461.26	
Security Services	50212030	4,500,000.00	946,559.60	1,386,561.00	3,113,439.00	
Other General Services	50212990	1,500,000.00			1,500,000.00	
Repair & Maint. - Office Bldgs.	50213040-01	1,500,000.00			1,500,000.00	
Repair & Maint. - Office Equip.	50213050-02	600,000.00			600,000.00	
Repair & Maint. - IT Equipment	50213050-03	600,000.00			600,000.00	
Repair & Maint. - Communication Eqpt.	50213050-07	1,500,000.00	173,600.00	173,600.00	1,326,400.00	
Repair & Maint.-Fire Equipment	50213050-09	500,000.00			500,000.00	
Repair & Maint. - Medical, Dental, etc.	50213050-11	500,000.00			500,000.00	
Repair & Maint. - Motor Vehicle	50213060-01	2,148,700.00	77,876.36	387,329.80	1,761,370.20	
Repair & Maint. - Furn. & Fixtures	50213070	1,500,000.00			1,500,000.00	
Rep&Maint-Semi Exp-Office Equip	50213210-02	500,000.00			500,000.00	
Rep&Maint-Semi Exp-IT Equip	50213210-03	500,000.00			500,000.00	
Rep&Maint-Semi Exp-Disaster Response	50213210-08	300,000.00			300,000.00	
Rep&Maint-Semi Exp-Other Machinery Equip	50213210-99	500,000.00			500,000.00	
Rep&Maint-Semi Exp-Furniture&Fixturre	50213220-01	300,000.00			300,000.00	
Repair & Maint. - Other Property, etc.	50213990	2,500,000.00	4,800.00	63,040.00	2,436,960.00	
Taxes, Duties and Licenses	50215010	1,000,000.00	44,130.00	44,130.00	955,870.00	
Fidelity Bond Premium	50215020	1,267,500.00	11,250.00	134,253.75	1,133,246.25	
Insurance Premiums	50215030	3,000,000.00		79,025.43	2,920,974.57	
Advertisement Expenses	50299010	4,240,000.00			4,240,000.00	
Printing & Binding Expenses	50299020	3,445,000.00	302,400.00	302,400.00	3,142,600.00	
Representation Expenses	50299030	87,023,570.66	3,717,836.37	19,825,511.38	67,198,059.28	
Transportation & Delivery Expenses	50299040	782,000.00			782,000.00	
Rent Expenses	50299050	192,473,557.18	43,566,167.39	92,069,347.41	100,404,209.77	

Allotment Class / Object of Expenditure  (1)	Code	Allotment Received  (2)	Obligations Incurred		Unobligated Balance of Allotment  (5) = (2) - (4)	REMARKS  (6)
			This Report  (3)	To Date  (4)		
Membership Dues & Contribution to Orgns	50299060	1,947,000.00		928,196.65	1,018,803.35	
Subscription Expenses	50299070	11,199,749.65	608,510.43	2,346,889.43	8,852,860.22	
Other Maintenance and Other Operating Ex	50299990	506,160,238.70	31,770,835.31	171,111,169.52	335,049,069.18	
<b>Total Maintenance and Other Operating Expenses</b>		<b>1,810,510,443.30</b>	<b>139,882,342.19</b>	<b>559,948,550.22</b>	<b>1,250,561,893.08</b>	
<b>Capital Outlays</b>						
Office Equipment	10605020	18,472,000.00			18,472,000.00	
IT Equipment	10605030	28,140,000.00			28,140,000.00	
Communication Equipment	10605070	2,363,000.00			2,363,000.00	
Firefighting Equipment & Accessories	10605090-01	300,000.00			300,000.00	
Military, Police & Security Equipment	10605100	21,915,000.00			21,915,000.00	
Medical, Dental & Laboratory Equipment	10605110	1,390,000.00			1,390,000.00	
Printing Equipment	10605120	1,500,000.00			1,500,000.00	
Sports Equipment	10605130	2,000,000.00			2,000,000.00	
Motor Vechicles	10606010	2,750,000.00			2,750,000.00	
Furniture & Fixture Equipment	10607010	2,185,000.00			2,185,000.00	
Library Books	10607020	2,685,000.00			2,685,000.00	
Other Property, etc.	10698990	27,500,000.00			27,500,000.00	
Computer Software	10801020	33,800,000.00			33,800,000.00	
<b>Total Capital Outlays</b>		<b>145,000,000.00</b>			<b>145,000,000.00</b>	
<b>Total Current Operating Expenditures</b>		<b>5,122,152,000.00</b>	<b>368,806,353.12</b>	<b>1,512,812,778.63</b>	<b>3,609,339,221.37</b>	
<b>TOTAL CURRENT OPERATING EXPENDITURES</b>		<b>5,122,152,000.00</b>	<b>368,806,353.12</b>	<b>1,512,812,778.63</b>	<b>3,609,339,221.37</b>	
<b>CONTINUING APPROPRIATIONS</b>						
<b>REGULAR</b>						
<b>Maintenance and Other Operating Expenses</b>						
Travelling Expenses - Local	50201010	116,822,984.66	18,022,084.42	70,548,398.72	46,274,585.94	
Travelling Expenses - Foreign	50201020	23,887,047.06	968,474.84	5,546,191.85	18,340,855.21	
Training Expenses	50202010	312,873.93			312,873.93	
IT/Office Supplies Expenses	50203010	8,016,984.04	265,268.98	450,407.79	7,566,576.25	
Accountable Forms Expenses	50203020	5,000.00			5,000.00	
Semi-Expendable ICT Equipment	50203210-03	115,092.00			115,092.00	
Semi-Expendable Communication Equipment	50203210-07	85,000.00			85,000.00	

Allotment Class / Object of Expenditure  (1)	Code	Allotment Received  (2)	Obligations Incurred		Unobligated Balance of Allotment  (5) = (2) - (4)	REMARKS  (6)
			This Report  (3)	To Date  (4)		
Semi-Expendable Other Machinery & Equipm	50203210-99	45,000.00			45,000.00	
Semi-Expendable Furniture & Fixture	50203220-01	3,258.64			3,258.64	
Other Supplies Expenses	50203990	2,283,397.06	20,384.58	41,998.88	2,241,398.18	
Water Expenses	50204010	5,070,280.00	1,319.88	1,319.88	5,068,960.12	
Electricity Expenses	50204020	18,257,515.00	3,259,995.79	8,160,881.49	10,096,633.51	
Postage & Deliveries Expenses	50205010	132,085.46	500.00	1,000.00	131,085.46	
Telephone and Mobile Expense	50205020	7,997,542.54	191,550.48	426,897.00	7,570,645.54	
Internet Expenses	50205030	2,657,504.03	179,671.40	611,842.21	2,045,661.82	
Extraordinary and Miscellaneous Expenses	50210030	51,785,080.57	3,537,200.00	14,360,600.00	37,424,480.57	
Legal Services	50211010	202,400.00			202,400.00	
Consultancy Services	50211030	116,855,393.64	11,793,838.97	37,151,635.90	79,703,757.74	
Other Professional Services	50211990	12,751,089.05	1,267,030.65	4,220,280.65	8,530,808.40	
Janitorial Services	50212020	18,000,000.00	6,034,556.69	9,113,545.24	8,886,454.76	
Security Services	50212030	2,500,000.00			2,500,000.00	
Repair & Maint. - Motor Vehicle	50213060-01	820,000.00	50,000.00	100,000.00	720,000.00	
Fidelity Bond Premium	50215020	83,750.00	22,500.00	22,500.00	61,250.00	
Advertisement Expenses	50299010					
Printing & Binding Expenses	50299020	22,000.00		1,000.00	21,000.00	
Representation Expenses	50299030	37,622,624.88	2,516,068.90	10,384,383.08	27,238,241.80	
Rent Expenses	50299050	60,426,983.67	317,390.93	3,039,489.06	57,387,494.61	
Subscription Expenses	50299070	4,088,247.34	1,488,738.75	1,488,738.75	2,599,508.59	
Other Maintenance and Other Operating Ex	50299990	149,801,530.61	16,751,892.60	66,781,043.07	83,020,487.54	
<b>Total Maintenance and Other Operating Expenses</b>		<b>640,650,664.18</b>	<b>66,688,467.86</b>	<b>232,452,153.57</b>	<b>408,198,510.61</b>	
<b>Capital Outlays</b>						
Other Structure	10604990	8,000,000.00			8,000,000.00	
Office Equipment	10605020	8,802,430.00	21,000.00	21,000.00	8,781,430.00	
IT Equipment	10605030	6,691,519.20	30,670.00	146,580.00	6,544,939.20	
Communication Equipment	10605070	3,000,000.00			3,000,000.00	
Firefighting Equipment & Accessories	10605090-01	2,000,000.00			2,000,000.00	
Military, Police & Security Equipment	10605100	3,000,000.00			3,000,000.00	
Medical, Dental & Laboratory Equipment	10605110	1,000,000.00			1,000,000.00	
Printing Equipment	10605120	1,538,500.00			1,538,500.00	
Sports Equipment	10605130	1,000,000.00			1,000,000.00	


Allotment Class / Object of Expenditure  (1)	Code	Allotment Received  (2)	Obligations Incurred		Unobligated Balance of Allotment  (5) = (2) - (4)	REMARKS  (6)
			This Report  (3)	To Date  (4)		
Motor Vehicles	10606010	3,000,000.00			3,000,000.00	
Furniture & Fixture Equipment	10607010	2,587,244.74	135,856.00	135,856.00	2,451,388.74	
Library Books	10607020	2,000,000.00	76,300.00	76,300.00	1,923,700.00	
Other Property, etc.	10698990	33,056,992.40	10,900.00	10,900.00	33,046,092.40	
Computer Software	10801020	11,319,495.47			11,319,495.47	
<b>Total Capital Outlays</b>		<b>86,996,181.81</b>	<b>274,926.00</b>	<b>390,636.00</b>	<b>86,605,545.81</b>	
<b>Total Continuing Appropriations Regular</b>		<b>727,646,845.99</b>	<b>66,963,393.86</b>	<b>232,842,789.57</b>	<b>494,804,056.42</b>	
<b>TOTAL CONTINUING APPROPRIATIONS</b>		<b>727,646,845.99</b>	<b>66,963,393.86</b>	<b>232,842,789.57</b>	<b>494,804,056.42</b>	
<b>TOTAL PROPER AND SECRETARIAT</b>		<b>5,849,798,845.99</b>	<b>435,769,746.98</b>	<b>1,745,655,568.20</b>	<b>4,104,143,277.79</b>	
<b>PROGRAM B - LOCALLY FUNDED PROJECTS</b>						
<b>SENATE RELOCATION</b>						
<b>CURRENT OPERATING EXPENDITURES</b>						
<b>Maintenance and Other Operating Expenses</b>						
Other Maintenance and Other Operating Ex	50299990	4,000,000.00			4,000,000.00	
<b>Total Maintenance and Other Operating Expenses</b>		<b>4,000,000.00</b>			<b>4,000,000.00</b>	
<b>Capital Outlays</b>						
Office Buildings	10604010	1,286,000,000.00			1,286,000,000.00	
<b>Total Capital Outlays</b>		<b>1,286,000,000.00</b>			<b>1,286,000,000.00</b>	
<b>Total Current Operating Expenditures</b>		<b>1,290,000,000.00</b>			<b>1,290,000,000.00</b>	
<b>TOTAL LOCALLY-FUNDED PROJECTS</b>		<b>1,290,000,000.00</b>			<b>1,290,000,000.00</b>	
<b>CONTINUING APPROPRIATIONS</b>						
<b>REGULAR</b>						
<b>Maintenance and Other Operating Expenses</b>						
Research, Exploration & Dev Exp.	50207020	69,356,000.00			69,356,000.00	
<b>Total Maintenance and Other Operating Expenses</b>		<b>69,356,000.00</b>			<b>69,356,000.00</b>	
<b>Total Continuing Appropriations Regular</b>		<b>69,356,000.00</b>			<b>69,356,000.00</b>	

Allotment Class / Object of Expenditure  (1)	Code	Allotment Received  (2)	Obligations Incurred		Unobligated Balance of Allotment  (5) = (2) - (4)	REMARKS  (6)
			This Report  (3)	To Date  (4)		
TOTAL CONTINUING APPROPRIATIONS		69,356,000.00			69,356,000.00	
TOTAL PROGRAM B		1,359,356,000.00			1,359,356,000.00	
<b>GRAND TOTAL</b>		<b>7,209,154,845.99</b>	<b>435,769,746.98</b>	<b>1,745,655,568.20</b>	<b>5,463,499,277.79</b>	

Certified Correct:

Submitted By:

  
**RIOSA C. MANALANSAN**  
 Chief, Legislative Budget Service

  
**ATTY. MYRA MARIE D. VILLARICA**  
 Senate Secretary



**STATEMENT OF ALLOTMENT, OBLIGATIONS AND BALANCES**  
As of June 30, 2019  
(Summary by Source)

**DEPARTMENT**  
**Agency: SENATE**  
**Fund: General**

Allotment Class / Object of Expenditure  (1)	Code	Allotment Received  (2)	Obligations Incurred		Unobligated Balance of Allotment  (5) = (2) - (4)	REMARKS  (6)
			This Report  (3)	To Date  (4)		
<b>PROGRAM A1 &amp; A2</b>						
<b>SECRETARIAT AND LEGISLATIVE PROPER SERVICES</b>						
<b>CURRENT OPERATING EXPENDITURES</b>						
<b>Personnel Services</b>						
Salaries - Itemized Position	50101010	1,197,447,435.40	81,561,417.82	489,848,646.70	707,598,788.70	
Salary Increase	50101010-04	142,078,350.00	11,112,446.24	65,906,771.76	76,171,578.24	
Salaries & Wages - Unfilled Position	50101010-A	70,435,000.00			70,435,000.00	
Casual Wages	50101020-01	47,000,000.00	3,495,635.80	21,234,009.30	25,765,990.70	
Contractual Wages	50101020-02	14,300,000.00	1,052,019.36	6,558,416.59	7,741,583.41	
Casual Increase	50101020-14	3,600,000.00	150,867.00	905,403.96	2,694,596.04	
Contractual Increase	50101020-24	2,400,000.00	130,618.70	813,716.80	1,586,283.20	
PERA	50102010	50,870,000.00	3,475,363.62	20,807,846.73	30,062,153.27	
Representation Allowance (RA)	50102020	12,318,000.00	961,000.00	5,814,000.00	6,504,000.00	
Transportation Allowance (TA)	50102030	12,318,000.00	837,000.00	5,070,000.00	7,248,000.00	
Clothing/Uniform Allowance	50102040	12,300,000.00	5,028,000.00	10,572,000.00	1,728,000.00	
Health Workers Benefits	50102060	500,000.00	16,550.00	75,000.00	425,000.00	
Honoraria	50102100	1,200,000.00	91,500.00	205,750.00	994,250.00	
Longevity Pay	50102120	75,500,000.00		35,975,858.25	39,524,141.75	
Overtime Services	50102130	33,200,000.00	2,330,672.26	13,315,795.09	19,884,204.91	
Year-End Bonus	50102140	87,000,000.00			87,000,000.00	
Year-End Bonus Increase	50102140-04	13,000,000.00			13,000,000.00	
Cash Gift	50102150	11,200,000.00			11,200,000.00	
Other Bonuses and Allowances	50102990	193,320,000.00	26,016,935.68	121,164,138.25	72,155,861.75	
Provident Fund Contributions (SEF)	50103050	24,500,000.00	1,649,869.28	9,833,080.34	14,666,919.66	
Retirement Benefits - Civilians	50104020	13,855,000.00			13,855,000.00	

Allotment Class / Object of Expenditure  (1)	Code	Allotment Received  (2)	Obligations Incurred		Unobligated Balance of Allotment  (5) = (2) - (4)	REMARKS  (6)
			This Report  (3)	To Date  (4)		
Terminal Leave	50104030	172,810,000.00	5,701,335.62	7,138,917.32	165,671,082.68	
Other Personnel Benefits	50104990	794,529,074.00	93,918,358.71	312,317,387.15	482,211,686.85	
<b>Total Personnel Services</b>		<b>2,985,680,859.40</b>	<b>237,529,590.09</b>	<b>1,127,556,738.24</b>	<b>1,858,124,121.16</b>	
<b>Personnel Services</b>						
GSIS Contribution	50103010	134,500,000.00	10,672,709.06	61,660,178.15	72,839,821.85	
GSIS Contribution Increase	50103010-04	18,238,000.00	1,248,319.80	7,667,035.68	10,570,964.32	
Pag-Ibig Contribution	50103020	2,972,000.00	182,000.00	1,044,250.00	1,927,750.00	
PhilHealth Contribution	50103030	14,600,000.00	742,560.42	4,450,305.71	10,149,694.29	
ECC Contribution	50103040	2,972,000.00	185,700.00	1,046,600.00	1,925,400.00	
<b>Total Personnel Services</b>		<b>173,282,000.00</b>	<b>13,031,289.28</b>	<b>75,868,369.54</b>	<b>97,413,630.46</b>	
<b>Total Personnel Services</b>		<b>3,158,962,859.40</b>	<b>250,560,879.37</b>	<b>1,203,425,107.78</b>	<b>1,955,537,751.62</b>	
<b>Maintenance and Other Operating Expenses</b>						
Travelling Expenses - Local	50201010	246,296,163.73	9,822,637.17	45,507,456.17	200,788,707.56	
Travelling Expenses - Foreign	50201020	30,409,360.77	970,556.41	2,872,706.26	27,536,654.51	
Training Expenses	50202010	17,999,346.18	1,860,000.00	11,758,476.18	6,240,870.00	
IT/Office Supplies Expenses	50203010	33,839,094.59	1,650,412.68	12,568,578.84	21,270,515.75	
Accountable Forms Expenses	50203020	1,264,200.00		1,200.00	1,263,000.00	
Medical, Dental & Lab. Supplies Expenses	50203080	1,396,000.00	68,032.99	83,028.99	1,312,971.01	
Fuel, Oil & Lubricants Expenses	50203090	4,105,000.00	95,754.15	950,883.53	3,154,116.47	
Military, Police & Traffic Supplies Exp.	50203120	1,000,000.00			1,000,000.00	
Semi-Expendable Office Equipment	50203210-02	1,000,000.00			1,000,000.00	
Semi-Expendable ICT Equipment	50203210-03	1,037,400.00	20,196.30	250,371.30	787,028.70	
Semi-Expendable Communication Equipment	50203210-07	500,000.00			500,000.00	
Semi-Expendable Disaster Response & Resc	50203210-08	500,000.00			500,000.00	
Semi-Expendable Military, Police & Securi	50203210-09	500,000.00			500,000.00	
Semi-Expendable Medical Equipment	50203210-10	500,000.00			500,000.00	
Semi-Expendable Printing Equipment	50203210-11	500,000.00			500,000.00	
Semi-Expendable Sports Equipment	50203210-12	500,000.00			500,000.00	
Semi-Expendable Other Machinery & Equipm	50203210-99	1,210,000.00	183,982.56	205,889.66	1,004,110.34	
Semi-Expendable Furniture & Fixture	50203220-01	500,000.00	35,600.00	50,600.00	449,400.00	
Semi-Expendable Books	50203220-02	500,000.00		2,800.00	497,200.00	
Other Supplies Expenses	50203990	15,538,680.88	1,481,607.36	2,720,720.68	12,817,960.20	
Water Expenses	50204010	5,920,432.00	544,741.22	3,015,605.74	2,904,826.26	
Electricity Expenses	50204020	37,495,966.00	38,922.32	6,533,945.32	30,962,020.68	

Allotment Class / Object of Expenditure  (1)	Code	Allotment Received  (2)	Obligations Incurred		Unobligated Balance of Allotment  (5) = (2) - (4)	REMARKS  (6)
			This Report  (3)	To Date  (4)		
Postage & Deliveries Expenses	50205010	663,437.00	-1,000.00	119,802.00	543,635.00	
Telephone and Mobile Expense	50205020	29,811,775.68	1,340,187.49	7,519,321.79	22,292,453.89	
Internet Expenses	50205030	8,167,319.69	176,924.96	1,594,289.06	6,573,030.63	
Cable, Radio, Sattelite Expenses	50205040	1,800,000.00			1,800,000.00	
Extraordinary and Miscellaneous Expenses	50210030	355,142,443.17	24,370,275.52	172,187,520.07	182,954,923.10	
Legal Services	50211010	795,150.00	14,400.00	60,150.00	735,000.00	
Auditing Expenses	50211020	3,300,000.00	262,555.23	801,507.46	2,498,492.54	
Consultancy Services	50211030	142,950,340.72	6,813,639.96	45,490,064.62	97,460,276.10	
Other Professional Services	50211990	5,014,715.76	272,750.00	3,393,315.76	1,621,400.00	
Environment/Sanitary Services	50212010	1,700,000.00		307,500.00	1,392,500.00	
Janitorial Services	50212020	30,000,000.00		3,123,538.74	26,876,461.26	
Security Services	50212030	4,500,000.00		1,386,561.00	3,113,439.00	
Other General Services	50212990	1,500,000.00			1,500,000.00	
Repair & Maint. - Office Bldgs.	50213040-01	1,500,000.00			1,500,000.00	
Repair & Maint. - Office Equip.	50213050-02	600,000.00			600,000.00	
Repair & Maint. - IT Equipment	50213050-03	600,000.00			600,000.00	
Repair & Maint. - Communication Eqpt.	50213050-07	1,500,000.00		173,600.00	1,326,400.00	
Repair & Maint.-Fire Equipment	50213050-09	500,000.00	26,500.00	26,500.00	473,500.00	
Repair & Maint. - Medical, Dental, etc.	50213050-11	500,000.00			500,000.00	
Repair & Maint. - Motor Vehicle	50213060-01	2,148,700.00	93,100.20	480,430.00	1,668,270.00	
Repair & Maint. - Furn. & Fixtures	50213070	1,500,000.00			1,500,000.00	
Rep&Maint-Semi Exp-Office Equip	50213210-02	500,000.00			500,000.00	
Rep&Maint-Semi Exp-IT Equip	50213210-03	500,000.00			500,000.00	
Rep&Maint-Semi Exp-Disaster Response	50213210-08	300,000.00			300,000.00	
Rep&Maint-Semi Exp-Other Machinery Equip	50213210-99	500,000.00			500,000.00	
Rep&Maint-Semi Exp-Furniture&Fixturre	50213220-01	300,000.00			300,000.00	
Repair & Maint. - Other Property, etc.	50213990	2,500,000.00	116,480.00	179,520.00	2,320,480.00	
Taxes, Duties and Licenses	50215010	1,000,000.00		44,130.00	955,870.00	
Fidelity Bond Premium	50215020	1,267,500.00	73,742.47	207,996.22	1,059,503.78	
Insurance Premiums	50215030	3,000,000.00	4,865.57	83,891.00	2,916,109.00	
Advertisement Expenses	50299010	4,240,000.00			4,240,000.00	
Printing & Binding Expenses	50299020	3,446,000.00	1,020,365.00	1,322,765.00	2,123,235.00	
Representation Expenses	50299030	87,579,125.08	4,305,256.54	24,130,767.92	63,448,357.16	
Transportation & Delivery Expenses	50299040	782,000.00			782,000.00	
Rent Expenses	50299050	189,785,153.11	1,744,033.06	93,813,380.47	95,971,772.64	

Allotment Class / Object of Expenditure (1)	Code	Allotment Received (2)	Obligations Incurred		Unobligated Balance of Allotment (5) = (2) - (4)	REMARKS (6)
			This Report (3)	To Date (4)		
Membership Dues & Contribution to Orgns	50299060	1,947,000.00		928,196.65	1,018,803.35	
Subscription Expenses	50299070	10,222,241.50	45,379.91	2,392,269.34	7,829,972.16	
Other Maintenance and Other Operating Ex	50299990	513,614,594.74	32,005,828.48	203,116,998.00	310,497,596.74	
<b>Total Maintenance and Other Operating Expenses</b>		<b>1,818,189,140.60</b>	<b>89,457,727.55</b>	<b>649,406,277.77</b>	<b>1,168,782,862.83</b>	
<b>Capital Outlays</b>						
Office Equipment	10605020	18,431,840.00			18,431,840.00	
IT Equipment	10605030	28,180,160.00			28,180,160.00	
Communication Equipment	10605070	2,363,000.00			2,363,000.00	
Firefighting Equipment & Accessories	10605090-01	300,000.00			300,000.00	
Military, Police & Security Equipment	10605100	21,915,000.00			21,915,000.00	
Medical, Dental & Laboratory Equipment	10605110	1,390,000.00			1,390,000.00	
Printing Equipment	10605120	1,500,000.00			1,500,000.00	
Sports Equipment	10605130	2,000,000.00			2,000,000.00	
Motor Vehicles	10606010	2,750,000.00			2,750,000.00	
Furniture & Fixture Equipment	10607010	2,185,000.00			2,185,000.00	
Library Books	10607020	2,685,000.00			2,685,000.00	
Other Property, etc.	10698990	27,500,000.00			27,500,000.00	
Computer Software	10801020	33,800,000.00			33,800,000.00	
<b>Total Capital Outlays</b>		<b>145,000,000.00</b>			<b>145,000,000.00</b>	
<b>Total Current Operating Expenditures</b>		<b>5,122,152,000.00</b>	<b>340,018,606.92</b>	<b>1,852,831,385.55</b>	<b>3,269,320,614.45</b>	
<b>TOTAL CURRENT OPERATING EXPENDITURES</b>		<b>5,122,152,000.00</b>	<b>340,018,606.92</b>	<b>1,852,831,385.55</b>	<b>3,269,320,614.45</b>	
<b>CONTINUING APPROPRIATIONS</b>						
<b>REGULAR</b>						
<b>Maintenance and Other Operating Expenses</b>						
Travelling Expenses - Local	50201010	116,171,198.95	11,416,678.54	81,965,077.26	34,206,121.69	
Travelling Expenses - Foreign	50201020	23,543,932.94	821,999.81	6,368,191.66	17,175,741.28	
Training Expenses	50202010	317,873.93	15,000.00	15,000.00	302,873.93	
IT/Office Supplies Expenses	50203010	8,093,672.65	87,907.92	538,315.71	7,555,356.94	
Accountable Forms Expenses	50203020	10,000.00			10,000.00	
Semi-Expendable Machinery	50203210-01	200,000.00			200,000.00	
Semi-Expendable Office Equipment	50203210-02	100,000.00			100,000.00	


Allotment Class / Object of Expenditure (1)	Code	Allotment Received (2)	Obligations Incurred		Unobligated Balance of Allotment (5) = (2) - (4)	REMARKS (6)
			This Report (3)	To Date (4)		
Semi-Expendable ICT Equipment	50203210-03	157,952.00			157,952.00	
Semi-Expendable Communication Equipment	50203210-07	120,000.00	52,000.00	52,000.00	68,000.00	
Semi-Expendable Other Machinery & Equipm	50203210-99	50,000.00			50,000.00	
Semi-Expendable Furniture & Fixture	50203220-01	450,000.00			450,000.00	
Other Supplies Expenses	50203990	2,009,319.34	25,998.64	67,997.52	1,941,321.82	
Water Expenses	50204010	5,068,280.00	1,475.87	2,795.75	5,065,484.25	
Electricity Expenses	50204020	18,257,515.00	1,788,699.01	9,949,580.50	8,307,934.50	
Postage & Deliveries Expenses	50205010	131,585.46	-500.00	500.00	131,085.46	
Telephone and Mobile Expense	50205020	6,839,696.07	144,854.75	571,751.75	6,267,944.32	
Internet Expenses	50205030	2,635,092.92	165,858.00	777,700.21	1,857,392.71	
Extraordinary and Miscellaneous Expenses	50210030	47,197,941.57	3,668,800.00	18,029,400.00	29,168,541.57	
Legal Services	50211010	212,400.00			212,400.00	
Consultancy Services	50211030	119,965,992.45	6,222,709.95	43,374,345.85	76,591,646.60	
Other Professional Services	50211990	16,461,489.05	2,615,150.00	6,835,430.65	9,626,058.40	
Janitorial Services	50212020	18,000,000.00	2,977,011.65	12,090,556.89	5,909,443.11	
Security Services	50212030	2,500,000.00			2,500,000.00	
Repair & Maint. - IT Equipment	50213050-03	50,000.00			50,000.00	
Repair & Maint. - Motor Vehicle	50213060-01	791,149.43	1,149.43	101,149.43	690,000.00	
Fidelity Bond Premium	50215020	83,750.00		22,500.00	61,250.00	
Printing & Binding Expenses	50299020	21,000.00	-1,000.00		21,000.00	
Representation Expenses	50299030	37,801,027.19	3,726,926.68	14,111,309.76	23,689,717.43	
Rent Expenses	50299050	60,165,747.80	41,875,167.31	44,914,656.37	15,251,091.43	
Subscription Expenses	50299070	3,706,980.04	11,000.00	1,499,738.75	2,207,241.29	
Other Maintenance and Other Operating Ex	50299990	148,737,067.39	16,427,827.28	83,208,870.35	65,528,197.04	
<b>Total Maintenance and Other Operating Expenses</b>		<b>639,850,664.18</b>	<b>92,044,714.84</b>	<b>324,496,868.41</b>	<b>315,353,795.77</b>	
<b>Capital Outlays</b>						
Other Structure	10604990	8,000,000.00			8,000,000.00	
Office Equipment	10605020	8,602,430.00		21,000.00	8,581,430.00	
IT Equipment	10605030	7,691,519.20		146,580.00	7,544,939.20	
Communication Equipment	10605070	3,000,000.00			3,000,000.00	
Firefighting Equipment & Accessories	10605090-01	2,000,000.00			2,000,000.00	
Military, Police & Security Equipment	10605100	3,000,000.00			3,000,000.00	
Medical, Dental & Laboratory Equipment	10605110	1,000,000.00			1,000,000.00	

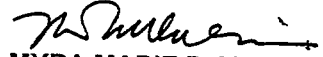
Allotment Class / Object of Expenditure  (1)	Code	Allotment Received  (2)	Obligations Incurred		Unobligated Balance of Allotment  (5) = (2) - (4)	REMARKS  (6)
			This Report  (3)	To Date  (4)		
Printing Equipment	10605120	1,538,500.00			1,538,500.00	
Sports Equipment	10605130	1,000,000.00			1,000,000.00	
Motor Vehicles	10606010	3,000,000.00			3,000,000.00	
Furniture & Fixture Equipment	10607010	2,587,244.74	91,000.00	226,856.00	2,360,388.74	
Library Books	10607020	2,000,000.00		76,300.00	1,923,700.00	
Other Property, etc.	10698990	33,056,992.40	557,720.00	568,620.00	32,488,372.40	
Computer Software	10801020	11,319,495.47			11,319,495.47	
<b>Total Capital Outlays</b>		<b>87,796,181.81</b>	<b>648,720.00</b>	<b>1,039,356.00</b>	<b>86,756,825.81</b>	
<b>Total Continuing Appropriations Regular</b>		<b>727,646,845.99</b>	<b>92,693,434.84</b>	<b>325,536,224.41</b>	<b>402,110,621.58</b>	
<b>TOTAL CONTINUING APPROPRIATIONS</b>		<b>727,646,845.99</b>	<b>92,693,434.84</b>	<b>325,536,224.41</b>	<b>402,110,621.58</b>	
<b>TOTAL PROPER AND SECRETARIAT</b>		<b>5,849,798,845.99</b>	<b>432,712,041.76</b>	<b>2,178,367,609.96</b>	<b>3,671,431,236.03</b>	
<b>PROGRAM B - LOCALLY FUNDED PROJECTS</b>						
<b>SENATE RELOCATION</b>						
<b>CURRENT OPERATING EXPENDITURES</b>						
Maintenance and Other Operating Expenses						
Other Maintenance and Other Operating Ex	50299990	4,000,000.00			4,000,000.00	
<b>Total Maintenance and Other Operating Expenses</b>		<b>4,000,000.00</b>			<b>4,000,000.00</b>	
Capital Outlays						
Office Buildings	10604010	1,286,000,000.00			1,286,000,000.00	
<b>Total Capital Outlays</b>		<b>1,286,000,000.00</b>			<b>1,286,000,000.00</b>	
<b>Total Current Operating Expenditures</b>		<b>1,290,000,000.00</b>			<b>1,290,000,000.00</b>	
<b>TOTAL LOCALLY-FUNDED PROJECTS</b>		<b>1,290,000,000.00</b>			<b>1,290,000,000.00</b>	
<b>CONTINUING APPROPRIATIONS</b>						
<b>REGULAR</b>						
Maintenance and Other Operating Expenses						
Research, Exploration & Dev Exp.	50207020	69,356,000.00			69,356,000.00	
<b>Total Maintenance and Other Operating Expenses</b>		<b>69,356,000.00</b>			<b>69,356,000.00</b>	

Allotment Class / Object of Expenditure (1)	Code	Allotment Received (2)	Obligations Incurred		Unobligated Balance of Allotment (5) = (2) - (4)	REMARKS (6)
			This Report (3)	To Date (4)		
<i>Total Continuing Appropriations Regular</i>		69,356,000.00			69,356,000.00	
<b>TOTAL CONTINUING APPROPRIATIONS</b>		69,356,000.00			69,356,000.00	
<b>TOTAL PROGRAM B</b>		1,359,356,000.00			1,359,356,000.00	
<b>GRAND TOTAL</b>		7,209,154,845.99	432,712,041.76	2,178,367,609.96	5,030,787,236.03	

Certified Correct:

Submitted By:

  
**RIOSA C. MANALANSAN**  
 Chief, Legislative Budget Service

  
**ATTY. MYRA MARIE D. VILLARICA**  
 Senate Secretary

**STATEMENT OF ALLOTMENT, OBLIGATIONS AND BALANCES**

As of July 31, 2019

(Summary by Source)

DEPARTMENT

Agency: SENATE

Fund: General

Allotment Class / Object of Expenditure  (1)	Code	Allotment Received  (2)	Obligations Incurred		Unobligated Balance of Allotment  (5) = (2) - (4)	RE
			This Report  (3)	To Date  (4)		
<b>PROGRAM A1 &amp; A2</b>						
<b>SECRETARIAT AND LEGISLATIVE PROPER SERVICES</b>						
<b>CURRENT OPERATING EXPENDITURES</b>						
<b>Personnel Services</b>						
Salaries - Itemized Position	50101010	1,189,787,968.44	63,659,365.02	553,508,011.72	636,279,956.72	
Salary Increase	50101010-04	142,967,593.00	8,988,771.94	74,895,543.70	68,072,049.30	
Salaries & Wages - Unfilled Position	50101010-A	70,435,000.00			70,435,000.00	
Casual Wages	50101020-01	47,000,000.00	3,455,932.63	24,689,941.93	22,310,058.07	
Contractual Wages	50101020-02	14,300,000.00	944,478.87	7,502,895.46	6,797,104.54	
Casual Increase	50101020-14	3,600,000.00	147,782.18	1,053,186.14	2,546,813.86	
Contractual Increase	50101020-24	2,400,000.00	115,473.13	929,189.93	1,470,810.07	
PERA	50102010	50,334,727.27	2,715,311.97	23,523,158.70	26,811,568.57	
Representation Allowance (RA)	50102020	12,318,000.00	950,000.00	6,764,000.00	5,554,000.00	
Transportation Allowance (TA)	50102030	12,318,000.00	837,000.00	5,907,000.00	6,411,000.00	
Clothing/Uniform Allowance	50102040	12,300,000.00	4,000.00	10,576,000.00	1,724,000.00	
Health Workers Benefits	50102060	500,000.00	14,100.00	89,100.00	410,900.00	
Honoraria	50102100	1,200,000.00	38,375.00	244,125.00	955,875.00	
Longevity Pay	50102120	75,500,000.00		35,975,858.25	39,524,141.75	
Overtime Services	50102130	33,200,000.00	1,571,748.73	14,887,543.82	18,312,456.18	
Year-End Bonus	50102140	87,566,613.00			87,566,613.00	
Year-End Bonus Increase	50102140-04	13,000,000.00			13,000,000.00	
Cash Gift	50102150	11,230,000.00			11,230,000.00	
Other Bonuses and Allowances	50102990	193,320,000.00	-1,830,392.43	119,333,745.82	73,986,254.18	
Provident Fund Contributions (SEF)	50103050	24,624,192.82	1,416,985.20	11,250,065.54	13,374,127.28	
Retirement Benefits - Civilians	50104020	13,855,000.00			13,855,000.00	



Allotment Class / Object of Expenditure  (1)	Code	Allotment Received  (2)	Obligations Incurred		Unobligated Balance of Allotment  (5) = (2) - (4)	RE
			This Report  (3)	To Date  (4)		
Terminal Leave	50104030	172,810,000.00	5,555,780.66	12,694,697.98	160,115,302.02	
Other Personnel Benefits	50104990	794,704,796.25	75,964,796.44	388,282,183.59	406,422,612.66	
<b>Total Personnel Services</b>		<b>2,979,271,890.78</b>	<b>164,549,509.34</b>	<b>1,292,106,247.58</b>	<b>1,687,165,643.20</b>	
<b>Personnel Services</b>						
GSIS Contribution	50103010	134,500,000.00	8,096,061.36	69,756,239.51	64,743,760.49	
GSIS Contribution Increase	50103010-04	18,238,000.00	1,005,384.60	8,672,420.28	9,565,579.72	
Pag-Ibig Contribution	50103020	2,977,400.00	134,000.00	1,178,250.00	1,799,150.00	
PhilHealth Contribution	50103030	14,626,159.83	647,617.27	5,097,922.98	9,528,236.85	
ECC Contribution	50103040	2,977,400.00	133,800.00	1,180,400.00	1,797,000.00	
<b>Total Personnel Services</b>		<b>173,318,959.83</b>	<b>10,016,863.23</b>	<b>85,885,232.77</b>	<b>87,433,727.06</b>	
<b>Total Personnel Services</b>		<b>3,152,590,850.61</b>	<b>174,566,372.57</b>	<b>1,377,991,480.35</b>	<b>1,774,599,370.26</b>	
<b>Maintenance and Other Operating Expenses</b>						
Travelling Expenses - Local	50201010	242,210,783.13	11,892,392.76	57,399,848.93	184,810,934.20	
Travelling Expenses - Foreign	50201020	30,409,360.77	489,288.61	3,361,994.87	27,047,365.90	
Training Expenses	50202010	19,239,883.04	2,078,551.86	13,837,028.04	5,402,855.00	
IT/Office Supplies Expenses	50203010	33,512,377.84	1,700,226.10	14,268,804.94	19,243,572.90	
Accountable Forms Expenses	50203020	1,266,600.00	7,400.00	8,600.00	1,258,000.00	
Medical,Dental & Lab. Supplies Expenses	50203080	1,396,000.00	52,547.01	135,576.00	1,260,424.00	
Fuel, Oil & Lubricants Expenses	50203090	4,105,000.00	345,197.39	1,296,080.92	2,808,919.08	
Military, Police & Traffic Supplies Exp.	50203120	1,000,000.00			1,000,000.00	
Semi-Expendable Office Equipment	50203210-02	1,000,000.00	21,000.00	21,000.00	979,000.00	
Semi-Expendable ICT Equipment	50203210-03	1,037,400.00	242,470.00	492,841.30	544,558.70	
Semi-Expendable Communication Equipment	50203210-07	500,000.00	7,000.00	7,000.00	493,000.00	
Semi-Expendable Disaster Response & Resc	50203210-08	500,000.00			500,000.00	
Semi-Expendable Military,Police & Securi	50203210-09	500,000.00			500,000.00	
Semi-Expendable Medical Equipment	50203210-10	500,000.00			500,000.00	
Semi-Expendable Printing Equipment	50203210-11	500,000.00	1,800.00	1,800.00	498,200.00	
Semi-Expendable Sports Equipment	50203210-12	500,000.00			500,000.00	
Semi-Expendable Other Machinery & Equipm	50203210-99	1,215,200.00	68,308.00	274,197.66	941,002.34	
Semi-Expendable Furniture & Fixture	50203220-01	500,000.00		50,600.00	449,400.00	
Semi-Expendable Books	50203220-02	500,000.00	-11.20	2,788.80	497,211.20	
Other Supplies Expenses	50203990	14,796,887.86	-659,420.04	2,061,300.64	12,735,587.22	
Water Expenses	50204010	5,851,040.00	-666.58	3,014,939.16	2,836,100.84	
Electricity Expenses	50204020	37,067,770.00	-33,029.00	6,500,916.32	30,566,853.68	

Allotment Class / Object of Expenditure  (1)	Code	Allotment Received  (2)	Obligations Incurred		Unobligated Balance of Allotment  (5) = (2) - (4)	RE
			This Report  (3)	To Date  (4)		
Postage & Deliveries Expenses	50205010	665,744.00	2,882.00	122,684.00	543,060.00	
Telephone and Mobile Expense	50205020	28,505,579.84	904,558.70	8,423,880.49	20,081,699.35	
Internet Expenses	50205030	7,791,690.40	57,873.71	1,652,162.77	6,139,527.63	
Cable, Radio, Sattelite Expenses	50205040	1,800,000.00	899,640.00	899,640.00	900,360.00	
Extraordinary and Miscellaneous Expenses	50210030	360,385,721.17	28,971,578.00	201,159,098.07	159,226,623.10	
Legal Services	50211010	797,900.00	2,750.00	62,900.00	735,000.00	
Auditing Expenses	50211020	3,300,000.00	33,753.92	835,261.38	2,464,738.62	
Consultancy Services	50211030	140,479,741.06	1,962,034.74	47,452,099.36	93,027,641.70	
Other Professional Services	50211990	5,965,215.76	80,500.00	3,473,815.76	2,491,400.00	
Environment/Sanitary Services	50212010	1,700,000.00		307,500.00	1,392,500.00	
Janitorial Services	50212020	30,000,000.00		3,123,538.74	26,876,461.26	
Security Services	50212030	4,500,000.00		1,386,561.00	3,113,439.00	
Other General Services	50212990	1,500,000.00			1,500,000.00	
Repair & Maint. - Office Bldgs.	50213040-01	1,500,000.00			1,500,000.00	
Repair & Maint. - Office Equip.	50213050-02	600,000.00	3,736.00	3,736.00	596,264.00	
Repair & Maint. - IT Equipment	50213050-03	600,000.00	63,000.00	63,000.00	537,000.00	
Repair & Maint. - Communication Eqpt.	50213050-07	1,500,000.00		173,600.00	1,326,400.00	
Repair & Maint.-Fire Equipment	50213050-09	500,000.00		26,500.00	473,500.00	
Repair & Maint. - Medical, Dental, etc.	50213050-11	500,000.00			500,000.00	
Repair & Maint. - Motor Vehicle	50213060-01	2,148,700.00	215,982.33	696,412.33	1,452,287.67	
Repair & Maint. - Furn. & Fixtures	50213070	1,500,000.00			1,500,000.00	
Rep&Maint-Semi Exp-Office Equip	50213210-02	500,000.00			500,000.00	
Rep&Maint-Semi Exp-IT Equip	50213210-03	500,000.00			500,000.00	
Rep&Maint-Semi Exp-Disaster Response	50213210-08	300,000.00			300,000.00	
Rep&Maint-Semi Exp-Other Machinery Equip	50213210-99	500,000.00			500,000.00	
Rep&Maint-Semi Exp-Furniture&Fixturre	50213220-01	300,000.00			300,000.00	
Repair & Maint. - Other Property, etc.	50213990	2,500,000.00	564,720.00	744,240.00	1,755,760.00	
Taxes, Duties and Licenses	50215010	1,000,000.00		44,130.00	955,870.00	
Fidelity Bond Premium	50215020	1,267,500.00		207,996.22	1,059,503.78	
Insurance Premiums	50215030	3,000,000.00	1,067,634.19	1,151,525.19	1,848,474.81	
Advertisement Expenses	50299010	4,240,000.00			4,240,000.00	
Printing & Binding Expenses	50299020	3,447,000.00	138,394.54	1,461,159.54	1,985,840.46	
Representation Expenses	50299030	88,410,555.68	4,017,767.87	28,148,535.79	60,262,019.89	
Transportation & Delivery Expenses	50299040	782,000.00			782,000.00	
Rent Expenses	50299050	185,872,936.11	3,087,035.86	96,900,416.33	88,972,519.78	

Allotment Class / Object of Expenditure  (1)	Code	Allotment Received  (2)	Obligations Incurred		Unobligated Balance of Allotment  (5) = (2) - (4)	RE
			This Report  (3)	To Date  (4)		
Membership Dues & Contribution to Orgns	50299060	1,947,000.00		928,196.65	1,018,803.35	
Subscription Expenses	50299070	9,696,017.50	475,728.40	2,867,997.74	6,828,019.76	
Other Maintenance and Other Operating Ex	50299990	525,949,545.23	40,032,261.03	243,149,259.03	282,800,286.20	
<b>Total Maintenance and Other Operating Expenses</b>		<b>1,824,561,149.39</b>	<b>98,794,886.20</b>	<b>748,201,163.97</b>	<b>1,076,359,985.42</b>	
<b>Capital Outlays</b>						
Office Equipment	10605020	18,431,840.00			18,431,840.00	
IT Equipment	10605030	28,180,160.00			28,180,160.00	
Communication Equipment	10605070	2,363,000.00			2,363,000.00	
Firefighting Equipment & Accessories	10605090-01	300,000.00			300,000.00	
Military, Police & Security Equipment	10605100	21,915,000.00			21,915,000.00	
Medical, Dental & Laboratory Equipment	10605110	1,390,000.00			1,390,000.00	
Printing Equipment	10605120	1,500,000.00			1,500,000.00	
Sports Equipment	10605130	2,000,000.00			2,000,000.00	
Motor Vehicles	10606010	2,750,000.00			2,750,000.00	
Furniture & Fixture Equipment	10607010	2,185,000.00			2,185,000.00	
Library Books	10607020	2,685,000.00			2,685,000.00	
Other Property, etc.	10698990	27,500,000.00			27,500,000.00	
Computer Software	10801020	33,800,000.00			33,800,000.00	
<b>Total Capital Outlays</b>		<b>145,000,000.00</b>			<b>145,000,000.00</b>	
<b>Total Current Operating Expenditures</b>		<b>5,122,152,000.00</b>	<b>273,361,258.77</b>	<b>2,126,192,644.32</b>	<b>2,995,959,355.68</b>	
<b>TOTAL CURRENT OPERATING EXPENDITURES</b>		<b>5,122,152,000.00</b>	<b>273,361,258.77</b>	<b>2,126,192,644.32</b>	<b>2,995,959,355.68</b>	
<b>CONTINUING APPROPRIATIONS</b>						
<b>REGULAR</b>						
<b>Maintenance and Other Operating Expenses</b>						
Travelling Expenses - Local	50201010	116,171,198.95	5,418,526.97	87,383,604.23	28,787,594.72	
Travelling Expenses - Foreign	50201020	23,543,932.94	332,685.73	6,700,877.39	16,843,055.55	
Training Expenses	50202010	317,873.93		15,000.00	302,873.93	
IT/Office Supplies Expenses	50203010	8,093,672.65	145,722.37	684,038.08	7,409,634.57	
Accountable Forms Expenses	50203020	10,000.00			10,000.00	
Semi-Expendable Machinery	50203210-01	200,000.00			200,000.00	
Semi-Expendable Office Equipment	50203210-02	100,000.00			100,000.00	


Allotment Class / Object of Expenditure  (1)	Code	Allotment Received  (2)	Obligations Incurred		Unobligated Balance of Allotment  (5) = (2) - (4)	RE
			This Report  (3)	To Date  (4)		
Semi-Expendable ICT Equipment	50203210-03	157,952.00			157,952.00	
Semi-Expendable Communication Equipment	50203210-07	120,000.00			120,000.00	
Semi-Expendable Other Machinery & Equipm	50203210-99	50,000.00			50,000.00	
Semi-Expendable Furniture & Fixture	50203220-01	450,000.00			450,000.00	
Other Supplies Expenses	50203990	2,009,319.34			2,009,319.34	
Water Expenses	50204010	5,068,280.00	12,726.61	80,724.13	1,928,595.21	
Electricity Expenses	50204020	18,257,515.00	1,217,954.91	1,220,750.66	3,847,529.34	
Postage & Deliveries Expenses	50205010	131,585.46			131,585.46	
Telephone and Mobile Expense	50205020	6,839,696.07		500.00	6,839,696.07	
Internet Expenses	50205030	2,635,092.92	157,516.39	729,268.14	6,110,427.93	
Extraordinary and Miscellaneous Expenses	50210030	47,197,941.57	273,993.92	1,051,694.13	1,583,398.79	
Legal Services	50211010	212,400.00	105,600.00	18,135,000.00	29,062,941.57	
Consultancy Services	50211030	119,965,992.45			212,400.00	
Other Professional Services	50211990	16,461,489.05	5,998,349.10	49,372,694.95	70,593,297.50	
Janitorial Services	50212020	18,000,000.00	537,975.00	7,373,405.65	9,088,083.40	
Security Services	50212030	2,500,000.00	2,993,472.41	15,084,029.30	2,915,970.70	
Repair & Maint. - IT Equipment	50213050-03	50,000.00			50,000.00	
Repair & Maint. - Motor Vehicle	50213060-01	791,149.43	30,000.00	131,149.43	660,000.00	
Fidelity Bond Premium	50215020	83,750.00		22,500.00	61,250.00	
Printing & Binding Expenses	50299020	21,000.00			21,000.00	
Representation Expenses	50299030	37,801,027.19	2,991,184.41	17,102,494.17	20,698,533.02	
Rent Expenses	50299050	60,165,747.80	595,052.99	45,509,709.36	14,656,038.44	
Subscription Expenses	50299070	3,706,980.04	200,000.00	1,699,738.75	2,007,241.29	
Other Maintenance and Other Operating Ex	50299990	148,737,067.39	7,618,487.97	90,827,358.32	57,909,709.07	
<b>Total Maintenance and Other Operating Expenses</b>		<b>639,850,664.18</b>	<b>34,775,999.28</b>	<b>359,272,867.69</b>	<b>280,577,796.49</b>	
<b>Capital Outlays</b>						
Other Structure	10604990	8,000,000.00			8,000,000.00	
Office Equipment	10605020	8,602,430.00	-21,000.00		8,602,430.00	
IT Equipment	10605030	7,691,519.20	919,128.04	1,065,708.04	6,625,811.16	
Communication Equipment	10605070	3,000,000.00			3,000,000.00	
Firefighting Equipment & Accessories	10605090-01	2,000,000.00			2,000,000.00	
Military, Police & Security Equipment	10605100	3,000,000.00			3,000,000.00	
Medical, Dental & Laboratory Equipment	10605110	1,000,000.00			1,000,000.00	


Allotment Class / Object of Expenditure  (1)	Code	Allotment Received  (2)	Obligations Incurred		Unobligated Balance of Allotment  (5) = (2) - (4)	RE
			This Report  (3)	To Date  (4)		
Printing Equipment	10605120	1,538,500.00			1,538,500.00	
Sports Equipment	10605130	1,000,000.00			1,000,000.00	
Motor Vechicles	10606010	3,000,000.00			3,000,000.00	
Furniture & Fixture Equipment	10607010	2,587,244.74		226,856.00	2,360,388.74	
Library Books	10607020	2,000,000.00	-305.20	75,994.80	1,924,005.20	
Other Property, etc.	10698990	33,056,992.40	184,097.00	752,717.00	32,304,275.40	
Computer Software	10801020	11,319,495.47			11,319,495.47	
<b>Total Capital Outlays</b>		<b>87,796,181.81</b>	<b>1,081,919.84</b>	<b>2,121,275.84</b>	<b>85,674,905.97</b>	
<b>Total Continuing Appropriations Regular</b>		<b>727,646,845.99</b>	<b>35,857,919.12</b>	<b>361,394,143.53</b>	<b>366,252,702.46</b>	
<b>TOTAL CONTINUING APPROPRIATIONS</b>		<b>727,646,845.99</b>	<b>35,857,919.12</b>	<b>361,394,143.53</b>	<b>366,252,702.46</b>	
<b>TOTAL PROPER AND SECRETARIAT</b>		<b>5,849,798,845.99</b>	<b>309,219,177.89</b>	<b>2,487,586,787.85</b>	<b>3,362,212,058.14</b>	
<b>PROGRAM B - LOCALLY FUNDED PROJECTS</b>						
<b>SENATE RELOCATION</b>						
<b>CURRENT OPERATING EXPENDITURES</b>						
<b>Maintenance and Other Operating Expenses</b>						
Consultancy Services	50211030	2,100,000.00	280,000.00	280,000.00	1,820,000.00	
Other Maintenance and Other Operating Ex	50299990	1,900,000.00			1,900,000.00	
<b>Total Maintenance and Other Operating Expenses</b>		<b>4,000,000.00</b>	<b>280,000.00</b>	<b>280,000.00</b>	<b>3,720,000.00</b>	
<b>Capital Outlays</b>						
Office Buildings	10604010	1,286,000,000.00	643,000,000.00	643,000,000.00	643,000,000.00	
<b>Total Capital Outlays</b>		<b>1,286,000,000.00</b>	<b>643,000,000.00</b>	<b>643,000,000.00</b>	<b>643,000,000.00</b>	
<b>Total Current Operating Expenditures</b>		<b>1,290,000,000.00</b>	<b>643,280,000.00</b>	<b>643,280,000.00</b>	<b>646,720,000.00</b>	
<b>TOTAL LOCALLY-FUNDED PROJECTS</b>		<b>1,290,000,000.00</b>	<b>643,280,000.00</b>	<b>643,280,000.00</b>	<b>646,720,000.00</b>	
<b>CONTINUING APPROPRIATIONS</b>						
<b>REGULAR</b>						
<b>Maintenance and Other Operating Expenses</b>						
Research, Exploration & Dev Exp.	50207020	69,356,000.00			69,356,000.00	
<b>Total Maintenance and Other Operating Expenses</b>		<b>69,356,000.00</b>			<b>69,356,000.00</b>	

Allotment Class / Object of Expenditure (1)	Code	Allotment Received (2)	Obligations Incurred		Unobligated Balance of Allotment (5) = (2) - (4)	RE
			This Report (3)	To Date (4)		
<i>Total Continuing Appropriations Regular</i>		69,356,000.00			69,356,000.00	
TOTAL CONTINUING APPROPRIATIONS		69,356,000.00			69,356,000.00	
TOTAL PROGRAM B		1,359,356,000.00	643,280,000.00	643,280,000.00	716,076,000.00	
<b>GRAND TOTAL</b>		7,209,154,845.99	952,499,177.89	3,130,866,787.85	4,078,288,058.14	

Certified Correct:

Submitted By:

  
**RIOSA C. MANALANSAN**  
 Chief, Legislative Budget Service

  
**ATTY. MYRA MARIE D. VILLARICA**  
 Senate Secretary

**STATEMENT OF ALLOTMENT, OBLIGATIONS AND BALANCES**

As of August 31, 2019

(Summary by Source)

**DEPARTMENT**

**Agency: SENATE**

**Fund: General**

Allotment Class / Object of Expenditure  (1)	Code	Allotment Received  (2)	Obligations Incurred		Unobligated Balance of Allotment  (5) = (2) - (4)	REMARKS  (6)
			This Report  (3)	To Date  (4)		
<b>PROGRAM A1 &amp; A2</b>						
<b>SECRETARIAT AND LEGISLATIVE PROPER SERVICES</b>						
<b>CURRENT OPERATING EXPENDITURES</b>						
<b>Personnel Services</b>						
Salaries - Itemized Position	50101010	1,183,678,139.45	87,050,855.44	640,558,867.16	543,119,272.29	
Salary Increase	50101010-04	142,967,593.00	12,133,807.78	87,029,351.48	55,938,241.52	
Salaries & Wages - Unfilled Position	50101010-A	70,435,000.00			70,435,000.00	
Casual Wages	50101020-01	47,000,000.00	3,624,323.23	28,314,265.16	18,685,734.84	
Contractual Wages	50101020-02	14,300,000.00	1,101,618.38	8,604,513.84	5,695,486.16	
Casual Increase	50101020-14	3,600,000.00	153,727.60	1,206,913.74	2,393,086.26	
Contractual Increase	50101020-24	2,400,000.00	132,297.55	1,061,487.48	1,338,512.52	
PERA	50102010	50,222,727.27	3,768,272.72	27,291,431.42	22,931,295.85	
Representation Allowance (RA)	50102020	12,318,000.00	964,548.39	7,728,548.39	4,589,451.61	
Transportation Allowance (TA)	50102030	12,318,000.00	837,000.00	6,744,000.00	5,574,000.00	
Clothing/Uniform Allowance	50102040	12,300,000.00		10,576,000.00	1,724,000.00	
Health Workers Benefits	50102060	500,000.00	18,150.00	107,250.00	392,750.00	
Honoraria	50102100	1,200,000.00	176,250.00	420,375.00	779,625.00	
Longevity Pay	50102120	75,500,000.00		35,975,858.25	39,524,141.75	
Overtime Services	50102130	33,200,000.00	1,380,499.96	16,268,043.78	16,931,956.22	
Year-End Bonus	50102140	87,566,613.00			87,566,613.00	
Year-End Bonus Increase	50102140-04	13,000,000.00			13,000,000.00	
Cash Gift	50102150	11,230,000.00			11,230,000.00	
Other Bonuses and Allowances	50102990	193,320,000.00	161,339.29	119,495,085.11	73,824,914.89	
Provident Fund Contributions (SEF)	50103050	24,624,192.82	1,313,902.88	12,563,968.42	12,060,224.40	
Retirement Benefits - Civilians	50104020	13,855,000.00			13,855,000.00	

Allotment Class / Object of Expenditure (1)	Code	Allotment Received (2)	Obligations Incurred		Unobligated Balance of Allotment (5) = (2) - (4)	REMARKS (6)
			This Report (3)	To Date (4)		
Terminal Leave	50104030	172,810,000.00	21,790,456.09	34,485,154.07	138,324,845.93	
Other Personnel Benefits	50104990	794,676,796.25	30,345,776.25	418,627,959.84	376,048,836.41	
<b>Total Personnel Services</b>		<b>2,973,022,061.79</b>	<b>164,952,825.56</b>	<b>1,457,059,073.14</b>	<b>1,515,962,988.65</b>	
<b>Personnel Services</b>						
GSIS Contribution	50103010	134,500,000.00	10,421,302.36	80,177,541.87	54,322,458.13	
GSIS Contribution Increase	50103010-04	18,238,000.00	1,076,851.20	9,749,271.48	8,488,728.52	
Pag-Ibig Contribution	50103020	2,977,400.00	174,500.00	1,352,750.00	1,624,650.00	
PhilHealth Contribution	50103030	14,626,159.83	571,479.58	5,669,402.56	8,956,757.27	
ECC Contribution	50103040	2,977,400.00	177,800.00	1,358,200.00	1,619,200.00	
<b>Total Personnel Services</b>		<b>173,318,959.83</b>	<b>12,421,933.14</b>	<b>98,307,165.91</b>	<b>75,011,793.92</b>	
<b>Total Personnel Services</b>		<b>3,146,341,021.62</b>	<b>177,374,758.70</b>	<b>1,555,366,239.05</b>	<b>1,590,974,782.57</b>	
<b>Maintenance and Other Operating Expenses</b>						
Travelling Expenses - Local	50201010	238,479,632.28	16,414,428.03	73,814,276.96	164,665,355.32	
Travelling Expenses - Foreign	50201020	30,409,360.77	501,800.80	3,863,795.67	26,545,565.10	
Training Expenses	50202010	20,329,883.04	1,803,772.20	15,640,800.24	4,689,082.80	
IT/Office Supplies Expenses	50203010	32,713,196.84	1,142,608.67	15,411,413.61	17,301,783.23	
Accountable Forms Expenses	50203020	1,266,600.00	5,000.00	13,600.00	1,253,000.00	
Medical, Dental & Lab. Supplies Expenses	50203080	1,396,000.00	16,218.44	151,794.44	1,244,205.56	
Fuel, Oil & Lubricants Expenses	50203090	4,105,000.00	234,015.74	1,530,096.66	2,574,903.34	
Military, Police & Traffic Supplies Exp.	50203120	1,000,000.00			1,000,000.00	
Semi-Expendable Office Equipment	50203210-02	1,000,000.00	11,398.40	32,398.40	967,601.60	
Semi-Expendable ICT Equipment	50203210-03	1,040,600.00	112,204.80	605,046.10	435,553.90	
Semi-Expendable Communication Equipment	50203210-07	500,000.00	12,000.00	19,000.00	481,000.00	
Semi-Expendable Disaster Response & Resc	50203210-08	500,000.00			500,000.00	
Semi-Expendable Military, Police & Securi	50203210-09	500,000.00			500,000.00	
Semi-Expendable Medical Equipment	50203210-10	500,000.00		1,800.00	498,200.00	
Semi-Expendable Printing Equipment	50203210-11	500,000.00			500,000.00	
Semi-Expendable Sports Equipment	50203210-12	500,000.00			500,000.00	
Semi-Expendable Other Machinery & Equipm	50203210-99	1,215,200.00	81,581.00	355,778.66	859,421.34	
Semi-Expendable Furniture & Fixture	50203220-01	500,000.00	29,716.00	80,316.00	419,684.00	
Semi-Expendable Books	50203220-02	500,000.00	87,394.00	90,182.80	409,817.20	
Other Supplies Expenses	50203990	14,184,680.84	259,733.15	2,321,033.79	11,863,647.05	
Water Expenses	50204010	5,784,456.00	3,050.79	3,017,989.95	2,766,466.05	
Electricity Expenses	50204020	36,672,603.00	1,745,232.83	8,246,149.15	28,426,453.85	



Allotment Class / Object of Expenditure  (1)	Code	Allotment Received  (2)	Obligations Incurred		Unobligated Balance of Allotment  (5) = (2) - (4)	REMARKS  (6)
			This Report  (3)	To Date  (4)		
Postage & Deliveries Expenses	50205010	668,051.00	807.00	123,491.00	544,560.00	
Telephone and Mobile Expense	50205020	27,462,357.40	869,037.20	9,292,917.69	18,169,439.71	
Internet Expenses	50205030	7,516,529.36	490,448.37	2,142,611.14	5,373,918.22	
Cable, Radio, Sattelite Expenses	50205040	1,800,000.00		899,640.00	900,360.00	
Extraordinary and Miscellaneous Expenses	50210030	365,434,774.84	29,425,198.79	230,584,296.86	134,850,477.98	
Legal Services	50211010	808,700.00	14,800.00	77,700.00	731,000.00	
Auditing Expenses	50211020	3,300,000.00	17,527.22	852,788.60	2,447,211.40	
Consultancy Services	50211030	137,999,806.73	4,868,105.15	52,320,204.51	85,679,602.22	
Other Professional Services	50211990	7,065,715.76	931,500.00	4,405,315.76	2,660,400.00	
Environment/Sanitary Services	50212010	1,700,000.00		307,500.00	1,392,500.00	
Janitorial Services	50212020	30,000,000.00	300,000.00	3,423,538.74	26,576,461.26	
Security Services	50212030	4,500,000.00		1,386,561.00	3,113,439.00	
Other General Services	50212990	1,500,000.00			1,500,000.00	
Repair & Maint. - Office Bldgs.	50213040-01	1,500,000.00	30,000.00	30,000.00	1,470,000.00	
Repair & Maint. - Office Equip.	50213050-02	600,000.00		3,736.00	596,264.00	
Repair & Maint. - IT Equipment	50213050-03	600,000.00		63,000.00	537,000.00	
Repair & Maint. - Communication Eqpt.	50213050-07	1,500,000.00		173,600.00	1,326,400.00	
Repair & Maint.-Fire Equipment	50213050-09	500,000.00		26,500.00	473,500.00	
Repair & Maint. - Medical, Dental, etc.	50213050-11	500,000.00			500,000.00	
Repair & Maint. - Motor Vehicle	50213060-01	2,148,700.00	93,699.81	790,112.14	1,358,587.86	
Repair & Maint. - Furn. & Fixtures	50213070	1,500,000.00			1,500,000.00	
Rep&Maint-Semi Exp-Office Equip	50213210-02	500,000.00			500,000.00	
Rep&Maint-Semi Exp-IT Equip	50213210-03	500,000.00			500,000.00	
Rep&Maint-Semi Exp-Disaster Response	50213210-08	300,000.00			300,000.00	
Rep&Maint-Semi Exp-Other Machinery Equip	50213210-99	500,000.00			500,000.00	
Rep&Maint-Semi Exp-Furniture&Fixturre	50213220-01	300,000.00			300,000.00	
Repair & Maint. - Other Property, etc.	50213990	2,500,000.00	58,240.00	802,480.00	1,697,520.00	
Taxes, Duties and Licenses	50215010	1,000,000.00		44,130.00	955,870.00	
Fidelity Bond Premium	50215020	1,267,500.00		207,996.22	1,059,503.78	
Insurance Premiums	50215030	3,000,000.00	7,170.85	1,158,696.04	1,841,303.96	
Advertisement Expenses	50299010	4,240,000.00			4,240,000.00	
Printing & Binding Expenses	50299020	3,448,000.00		1,461,159.54	1,986,840.46	
Representation Expenses	50299030	88,802,673.81	5,217,027.45	33,365,563.24	55,437,110.57	
Transportation & Delivery Expenses	50299040	782,000.00			782,000.00	
Rent Expenses	50299050	182,352,954.11	1,160,178.39	98,060,594.72	84,292,359.39	

Allotment Class / Object of Expenditure  (1)	Code	Allotment Received  (2)	Obligations Incurred		Unobligated Balance of Allotment  (5) = (2) - (4)	REMARKS  (6)
			This Report  (3)	To Date  (4)		
Membership Dues & Contribution to Orgns	50299060	1,947,000.00		928,196.65	1,018,803.35	
Subscription Expenses	50299070	8,756,880.50	769,341.00	3,637,338.74	5,119,541.76	
Other Maintenance and Other Operating Ex	50299990	538,412,122.10	48,545,896.39	291,695,155.42	246,716,966.68	
<b>Total Maintenance and Other Operating Expenses</b>		<b>1,830,810,978.38</b>	<b>115,259,132.47</b>	<b>863,460,296.44</b>	<b>967,350,681.94</b>	
<b>Capital Outlays</b>						
Office Equipment	10605020	18,331,840.00	381,804.00	381,804.00	17,950,036.00	
IT Equipment	10605030	28,230,160.00	410,000.00	410,000.00	27,820,160.00	
Communication Equipment	10605070	2,363,000.00	211,755.00	211,755.00	2,151,245.00	
Firefighting Equipment & Accessories	10605090-01	300,000.00			300,000.00	
Military, Police & Security Equipment	10605100	21,915,000.00			21,915,000.00	
Medical, Dental & Laboratory Equipment	10605110	1,390,000.00			1,390,000.00	
Printing Equipment	10605120	1,500,000.00			1,500,000.00	
Sports Equipment	10605130	2,000,000.00			2,000,000.00	
Motor Vehicles	10606010	2,750,000.00			2,750,000.00	
Furniture & Fixture Equipment	10607010	2,235,000.00	50,000.00	50,000.00	2,185,000.00	
Library Books	10607020	2,685,000.00			2,685,000.00	
Other Property, etc.	10698990	27,500,000.00			27,500,000.00	
Computer Software	10801020	33,800,000.00			33,800,000.00	
<b>Total Capital Outlays</b>		<b>145,000,000.00</b>	<b>1,053,559.00</b>	<b>1,053,559.00</b>	<b>143,946,441.00</b>	
<b>Total Current Operating Expenditures</b>		<b>5,122,152,000.00</b>	<b>293,687,450.17</b>	<b>2,419,880,094.49</b>	<b>2,702,271,905.51</b>	
<b>TOTAL CURRENT OPERATING EXPENDITURES</b>		<b>5,122,152,000.00</b>	<b>293,687,450.17</b>	<b>2,419,880,094.49</b>	<b>2,702,271,905.51</b>	
<b>CONTINUING APPROPRIATIONS</b>						
<b>REGULAR</b>						
<b>Maintenance and Other Operating Expenses</b>						
Travelling Expenses - Local	50201010	116,171,198.95	4,888,536.91	92,272,141.14	23,899,057.81	
Travelling Expenses - Foreign	50201020	23,543,932.94	83,698.70	6,784,576.09	16,759,356.85	
Training Expenses	50202010	317,873.93		15,000.00	302,873.93	
IT/Office Supplies Expenses	50203010	8,093,672.65	107,608.44	791,646.52	7,302,026.13	
Accountable Forms Expenses	50203020	10,000.00			10,000.00	
Semi-Expendable Machinery	50203210-01	200,000.00			200,000.00	
Semi-Expendable Office Equipment	50203210-02	100,000.00			100,000.00	


Allotment Class / Object of Expenditure  (1)	Code	Allotment Received  (2)	Obligations Incurred		Unobligated Balance of Allotment  (5) = (2) - (4)	REMARKS  (6)
			This Report  (3)	To Date  (4)		
Semi-Expendable ICT Equipment	50203210-03	157,952.00			157,952.00	
Semi-Expendable Communication Equipment	50203210-07	120,000.00		51,184.00	68,816.00	
Semi-Expendable Other Machinery & Equipm	50203210-99	50,000.00			50,000.00	
Semi-Expendable Furniture & Fixture	50203220-01	450,000.00			450,000.00	
Other Supplies Expenses	50203990	2,009,319.34		80,724.13	1,928,595.21	
Water Expenses	50204010	5,068,280.00	700,277.30	1,921,027.96	3,147,252.04	
Electricity Expenses	50204020	18,257,515.00	1,897,521.56	17,070,294.56	1,187,220.44	
Postage & Deliveries Expenses	50205010	131,585.46		500.00	131,085.46	
Telephone and Mobile Expense	50205020	6,839,696.07	114,141.73	843,409.87	5,996,286.20	
Internet Expenses	50205030	2,635,092.92	116,078.00	1,167,772.13	1,467,320.79	
Extraordinary and Miscellaneous Expenses	50210030	47,197,941.57		18,135,000.00	29,062,941.57	
Legal Services	50211010	212,400.00			212,400.00	
Consultancy Services	50211030	119,965,992.45	5,462,550.84	54,835,245.79	65,130,746.66	
Other Professional Services	50211990	16,461,489.05	2,459,948.94	9,833,354.59	6,628,134.46	
Janitorial Services	50212020	18,000,000.00	2,749,770.81	17,833,800.11	166,199.89	
Security Services	50212030	2,500,000.00	462,187.00	1,386,561.00	1,113,439.00	
Repair & Maint. - IT Equipment	50213050-03	50,000.00			50,000.00	
Repair & Maint. - Motor Vehicle	50213060-01	791,149.43	50,000.00	181,149.43	610,000.00	
Fidelity Bond Premium	50215020	83,750.00		22,500.00	61,250.00	
Printing & Binding Expenses	50299020	21,000.00			21,000.00	
Representation Expenses	50299030	37,801,027.19	2,996,705.20	20,099,199.37	17,701,827.82	
Rent Expenses	50299050	60,165,747.80	76,611.87	45,586,321.23	14,579,426.57	
Subscription Expenses	50299070	3,706,980.04	-630.00	1,699,108.75	2,007,871.29	
Other Maintenance and Other Operating Ex	50299990	148,737,067.39	4,922,528.59	95,749,886.91	52,987,180.48	
<b>Total Maintenance and Other Operating Expenses</b>		<b>639,850,664.18</b>	<b>27,087,535.89</b>	<b>386,360,403.58</b>	<b>253,490,260.60</b>	
<b>Capital Outlays</b>						
Other Structure	10604990	8,000,000.00			8,000,000.00	
Office Equipment	10605020	8,602,430.00	104,470.00	104,470.00	8,497,960.00	
IT Equipment	10605030	7,691,519.20	361,606.52	1,427,314.56	6,264,204.64	
Communication Equipment	10605070	3,000,000.00			3,000,000.00	
Firefighting Equipment & Accessories	10605090-01	2,000,000.00			2,000,000.00	
Military, Police & Security Equipment	10605100	3,000,000.00			3,000,000.00	
Medical, Dental & Laboratory Equipment	10605110	1,000,000.00			1,000,000.00	



Allotment Class / Object of Expenditure  (1)	Code	Allotment Received  (2)	Obligations Incurred		Unobligated Balance of Allotment  (5) = (2) - (4)	REMARKS  (6)
			This Report  (3)	To Date  (4)		
Printing Equipment	10605120	1,538,500.00			1,538,500.00	
Sports Equipment	10605130	1,000,000.00			1,000,000.00	
Motor Vehicles	10606010	3,000,000.00			3,000,000.00	
Furniture & Fixture Equipment	10607010	2,587,244.74	151,500.00	378,356.00	2,208,888.74	
Library Books	10607020	2,000,000.00		75,994.80	1,924,005.20	
Other Property, etc.	10698990	33,056,992.40	251,966.00	1,004,683.00	32,052,309.40	
Computer Software	10801020	11,319,495.47	181,500.00	181,500.00	11,137,995.47	
<b>Total Capital Outlays</b>		<b>87,796,181.81</b>	<b>1,051,042.52</b>	<b>3,172,318.36</b>	<b>84,623,863.45</b>	
<b>Total Continuing Appropriations Regular</b>		<b>727,646,845.99</b>	<b>28,138,578.41</b>	<b>389,532,721.94</b>	<b>338,114,124.05</b>	
<b>TOTAL CONTINUING APPROPRIATIONS</b>		<b>727,646,845.99</b>	<b>28,138,578.41</b>	<b>389,532,721.94</b>	<b>338,114,124.05</b>	
<b>TOTAL PROPER AND SECRETARIAT</b>		<b>5,849,798,845.99</b>	<b>321,826,028.58</b>	<b>2,809,412,816.43</b>	<b>3,040,386,029.56</b>	
<b>PROGRAM B - LOCALLY FUNDED PROJECTS</b>						
<b>SENATE RELOCATION</b>						
<b>CURRENT OPERATING EXPENDITURES</b>						
<b>Maintenance and Other Operating Expenses</b>						
Consultancy Services	50211030	2,100,000.00	280,000.00	560,000.00	1,540,000.00	
Other Maintenance and Other Operating Ex	50299990	1,900,000.00			1,900,000.00	
<b>Total Maintenance and Other Operating Expenses</b>		<b>4,000,000.00</b>	<b>280,000.00</b>	<b>560,000.00</b>	<b>3,440,000.00</b>	
<b>Capital Outlays</b>						
Office Buildings	10604010	1,286,000,000.00		643,000,000.00	643,000,000.00	
<b>Total Capital Outlays</b>		<b>1,286,000,000.00</b>		<b>643,000,000.00</b>	<b>643,000,000.00</b>	
<b>Total Current Operating Expenditures</b>		<b>1,290,000,000.00</b>	<b>280,000.00</b>	<b>643,560,000.00</b>	<b>646,440,000.00</b>	
<b>TOTAL LOCALLY-FUNDED PROJECTS</b>		<b>1,290,000,000.00</b>	<b>280,000.00</b>	<b>643,560,000.00</b>	<b>646,440,000.00</b>	
<b>CONTINUING APPROPRIATIONS</b>						
<b>REGULAR</b>						
<b>Maintenance and Other Operating Expenses</b>						
Research, Exploration & Dev Exp.	50207020	69,356,000.00			69,356,000.00	
<b>Total Maintenance and Other Operating Expenses</b>		<b>69,356,000.00</b>			<b>69,356,000.00</b>	


Allotment Class / Object of Expenditure (1)	Code	Allotment Received (2)	Obligations Incurred		Unobligated Balance of Allotment (5) = (2) - (4)	REMARKS (6)
			This Report (3)	To Date (4)		
<i>Total Continuing Appropriations Regular</i>		69,356,000.00			69,356,000.00	
<b>TOTAL CONTINUING APPROPRIATIONS</b>		69,356,000.00			69,356,000.00	
<b>TOTAL PROGRAM B</b>		1,359,356,000.00	280,000.00	643,560,000.00	715,796,000.00	
<b>GRAND TOTAL</b>		7,209,154,845.99	322,106,028.58	3,452,972,816.43	3,756,182,029.56	




Certified Correct:

Submitted By:

  
**RIOSA C. MANALANSAN**  
 Chief, Legislative Budget Service

  
**ATTY. MYRA MARIE D. VILLARICA**  
 Senate Secretary

**STATEMENT OF ALLOTMENT, OBLIGATIONS AND BALANCES**

As of September 30, 2019

(Summary by Source)

DEPARTMENT

Agency: SENATE

Fund: General

Allotment Class / Object of Expenditure  (1)	Code	Allotment Received  (2)	Obligations Incurred		Unobligated Balance of Allotment  (5) = (2) - (4)	REMARKS  (6)
			This Report  (3)	To Date  (4)		
<b>PROGRAM A1 &amp; A2</b>						
<b>SECRETARIAT AND LEGISLATIVE PROPER SERVICES</b>						
<b>CURRENT OPERATING EXPENDITURES</b>						
<b>Personnel Services</b>						
Salaries - Itemized Position	50101010	1,171,840,092.49	97,378,887.61	737,937,754.77	433,902,337.72	
Salary Increase	50101010-04	142,967,593.00	13,667,223.23	100,696,574.71	42,271,018.29	
Salaries & Wages - Unfilled Position	50101010-A	70,435,000.00			70,435,000.00	
Casual Wages	50101020-01	47,000,000.00	3,793,014.00	32,107,279.16	14,892,720.84	
Contractual Wages	50101020-02	14,300,000.00	1,335,373.65	9,939,887.49	4,360,112.51	
Casual Increase	50101020-14	3,600,000.00	162,043.89	1,368,957.63	2,231,042.37	
Contractual Increase	50101020-24	2,400,000.00	147,673.19	1,209,160.67	1,190,839.33	
PERA	50102010	49,894,727.27	4,162,425.17	31,453,856.59	18,440,870.68	
Representation Allowance (RA)	50102020	12,318,000.00	961,000.00	8,689,548.39	3,628,451.61	
Transportation Allowance (TA)	50102030	12,318,000.00	837,000.00	7,581,000.00	4,737,000.00	
Clothing/Uniform Allowance	50102040	12,300,000.00		10,576,000.00	1,724,000.00	
Health Workers Benefits	50102060	500,000.00	15,500.00	122,750.00	377,250.00	
Honoraria	50102100	1,200,000.00	43,000.00	463,375.00	736,625.00	
Longevity Pay	50102120	75,500,000.00	35,641.50	36,011,499.75	39,488,500.25	
Overtime Services	50102130	33,200,000.00	2,264,583.08	18,532,626.86	14,667,373.14	
Year-End Bonus	50102140	87,566,613.00			87,566,613.00	
Year-End Bonus Increase	50102140-04	13,000,000.00			13,000,000.00	
Cash Gift	50102150	11,230,000.00			11,230,000.00	
Other Bonuses and Allowances	50102990	193,320,000.00	112,522.58	119,607,607.69	73,712,392.31	
Provident Fund Contributions (SEF)	50103050	24,624,192.82	1,523,426.14	14,087,394.56	10,536,798.26	
Retirement Benefits - Civilians	50104020	13,855,000.00			13,855,000.00	

Allotment Class / Object of Expenditure  (1)	Code	Allotment Received  (2)	Obligations Incurred		Unobligated Balance of Allotment  (5) = (2) - (4)	REMARKS  (6)
			This Report  (3)	To Date  (4)		
Terminal Leave	50104030	172,810,000.00	32,547,258.44	67,032,412.51	105,777,587.49	
Other Personnel Benefits	50104990	794,576,336.25	31,332,010.76	449,959,970.60	344,616,365.65	
<b>Total Personnel Services</b>		<b>2,960,755,554.83</b>	<b>190,318,583.24</b>	<b>1,647,377,656.38</b>	<b>1,313,377,898.45</b>	
<b>Personnel Services</b>						
GSIS Contribution	50103010	134,500,000.00	10,021,812.77	90,199,354.64	44,300,645.36	
GSIS Contribution Increase	50103010-04	18,238,000.00	1,206,849.00	10,956,120.48	7,281,879.52	
Pag-Ibig Contribution	50103020	2,977,400.00	170,500.00	1,523,250.00	1,454,150.00	
PhilHealth Contribution	50103030	14,626,159.83	795,715.41	6,465,117.97	8,161,041.86	
ECC Contribution	50103040	2,977,400.00	170,800.00	1,529,000.00	1,448,400.00	
<b>Total Personnel Services</b>		<b>173,318,959.83</b>	<b>12,365,677.18</b>	<b>110,672,843.09</b>	<b>62,646,116.74</b>	
<b>Total Personnel Services</b>		<b>3,134,074,514.66</b>	<b>202,684,260.42</b>	<b>1,758,050,499.47</b>	<b>1,376,024,015.19</b>	
<b>Maintenance and Other Operating Expenses</b>						
Travelling Expenses - Local	50201010	236,185,947.81	21,182,848.72	94,997,125.68	141,188,822.13	
Travelling Expenses - Foreign	50201020	30,772,360.77	1,309,887.08	5,173,682.75	25,598,678.02	
Training Expenses	50202010	21,929,883.04	1,682,367.20	17,323,167.44	4,606,715.60	
IT/Office Supplies Expenses	50203010	30,755,944.84	-339,399.48	15,072,014.13	15,683,930.71	
Accountable Forms Expenses	50203020	1,266,600.00		13,600.00	1,253,000.00	
Welfare Good Expenses	50203060	148,000.00	148,000.00	148,000.00		
Medical, Dental & Lab. Supplies Expenses	50203080	1,396,000.00	29,524.00	181,318.44	1,214,681.56	
Fuel, Oil & Lubricants Expenses	50203090	4,105,000.00	184,049.64	1,714,146.30	2,390,853.70	
Military, Police & Traffic Supplies Exp.	50203120	1,000,000.00			1,000,000.00	
Semi-Expendable Office Equipment	50203210-02	1,012,000.00	20,194.00	52,592.40	959,407.60	
Semi-Expendable ICT Equipment	50203210-03	1,101,600.00	2,714.00	607,760.10	493,839.90	
Semi-Expendable Communication Equipment	50203210-07	500,000.00	10,810.00	29,810.00	470,190.00	
Semi-Expendable Disaster Response & Resc	50203210-08	500,000.00			500,000.00	
Semi-Expendable Military, Police & Securi	50203210-09	500,000.00			500,000.00	
Semi-Expendable Medical Equipment	50203210-10	500,000.00		1,800.00	498,200.00	
Semi-Expendable Printing Equipment	50203210-11	500,000.00			500,000.00	
Semi-Expendable Sports Equipment	50203210-12	500,000.00			500,000.00	
Semi-Expendable Other Machinery & Equipm	50203210-99	1,215,200.00	71,330.00	427,108.66	788,091.34	
Semi-Expendable Furniture & Fixture	50203220-01	500,000.00	171,536.00	251,852.00	248,148.00	
Semi-Expendable Books	50203220-02	500,000.00		90,182.80	409,817.20	
Other Supplies Expenses	50203990	13,537,456.82	193,366.82	2,514,400.61	11,023,056.21	
Water Expenses	50204010	5,720,680.00	2,500.00	3,020,489.95	2,700,190.05	

Allotment Class / Object of Expenditure  (1)	Code	Allotment Received  (2)	Obligations Incurred		Unobligated Balance of Allotment  (5) = (2) - (4)	REMARKS  (6)
			This Report  (3)	To Date  (4)		
Electricity Expenses	50204020	36,277,436.00		8,246,149.15	28,031,286.85	
Postage & Deliveries Expenses	50205010	721,292.00	51,741.00	175,232.00	546,060.00	
Telephone and Mobile Expense	50205020	26,476,977.20	888,220.82	10,181,138.51	16,295,838.69	
Internet Expenses	50205030	7,315,936.36	184,162.85	2,326,773.99	4,989,162.37	
Cable, Radio, Sattelite Expenses	50205040	1,800,000.00		899,640.00	900,360.00	
Extraordinary and Miscellaneous Expenses	50210030	371,372,927.99	29,879,732.15	260,464,029.01	110,908,898.98	
Legal Services	50211010	819,700.00	11,000.00	88,700.00	731,000.00	
Auditing Expenses	50211020	3,300,000.00	522,248.23	1,375,036.83	1,924,963.17	
Consultancy Services	50211030	133,719,897.97	11,017,468.76	63,337,673.27	70,382,224.70	
Other Professional Services	50211990	8,266,715.76	2,350,907.25	6,756,223.01	1,510,492.75	
Environment/Sanitary Services	50212010	1,700,000.00		307,500.00	1,392,500.00	
Janitorial Services	50212020	30,000,000.00	3,135,051.37	6,558,590.11	23,441,409.89	
Security Services	50212030	4,500,000.00		1,386,561.00	3,113,439.00	
Other General Services	50212990	1,500,000.00			1,500,000.00	
Repair & Maint. - Office Bldgs.	50213040-01	1,500,000.00	-30,000.00		1,500,000.00	
Repair & Maint. - Office Equip.	50213050-02	600,000.00		3,736.00	596,264.00	
Repair & Maint. - IT Equipment	50213050-03	600,000.00	130,750.00	193,750.00	406,250.00	
Repair & Maint. - Communication Eqpt.	50213050-07	1,500,000.00	40,000.00	213,600.00	1,286,400.00	
Repair & Maint.-Fire Equipment	50213050-09	500,000.00		26,500.00	473,500.00	
Repair & Maint. - Medical, Dental, etc.	50213050-11	500,000.00			500,000.00	
Repair & Maint. - Motor Vehicle	50213060-01	2,190,460.00	233,991.33	1,024,103.47	1,166,356.53	
Repair & Maint. - Furn. & Fixtures	50213070	1,500,000.00			1,500,000.00	
Rep&Maint-Semi Exp-Office Equip	50213210-02	500,000.00			500,000.00	
Rep&Maint-Semi Exp-IT Equip	50213210-03	500,000.00			500,000.00	
Rep&Maint-Semi Exp-Disaster Response	50213210-08	300,000.00			300,000.00	
Rep&Maint-Semi Exp-Other Machinery Equip	50213210-99	500,000.00			500,000.00	
Rep&Maint-Semi Exp-Furniture&Fixturre	50213220-01	300,000.00			300,000.00	
Repair & Maint. - Other Property, etc.	50213990	2,500,000.00	33,830.00	836,310.00	1,663,690.00	
Taxes, Duties and Licenses	50215010	1,000,000.00		44,130.00	955,870.00	
Fidelity Bond Premium	50215020	1,267,500.00	15,050.00	223,046.22	1,044,453.78	
Insurance Premiums	50215030	3,000,000.00	30,781.37	1,189,477.41	1,810,522.59	
Advertisement Expenses	50299010	4,240,000.00			4,240,000.00	
Printing & Binding Expenses	50299020	3,989,000.00	315,000.00	1,776,159.54	2,212,840.46	
Representation Expenses	50299030	91,836,672.40	6,063,151.53	39,428,714.77	52,407,957.63	
Transportation & Delivery Expenses	50299040	782,000.00	200.00	200.00	781,800.00	



Allotment Class / Object of Expenditure  (1)	Code	Allotment Received  (2)	Obligations Incurred		Unobligated Balance of Allotment  (5) = (2) - (4)	REMARKS  (6)
			This Report  (3)	To Date  (4)		
Rent Expenses	50299050	179,134,520.04	36,299,792.51	134,360,387.23	44,774,132.81	
Membership Dues & Contribution to Orgns	50299060	1,947,000.00		928,196.65	1,018,803.35	
Subscription Expenses	50299070	7,712,236.00	75,154.50	3,712,493.24	3,999,742.76	
Other Maintenance and Other Operating Ex	50299990	552,210,540.34	53,017,435.72	344,712,591.14	207,497,949.20	
<b>Total Maintenance and Other Operating Expenses</b>		<b>1,842,527,485.34</b>	<b>168,935,397.37</b>	<b>1,032,395,693.81</b>	<b>810,131,791.53</b>	
<b>Capital Outlays</b>						
Office Equipment	10605020	18,081,840.00	-50,000.00	331,804.00	17,750,036.00	
IT Equipment	10605030	28,389,630.00	650,457.72	1,060,457.72	27,329,172.28	
Communication Equipment	10605070	2,363,000.00		211,755.00	2,151,245.00	
Firefighting Equipment & Accessories	10605090-01	300,000.00			300,000.00	
Military, Police & Security Equipment	10605100	21,915,000.00			21,915,000.00	
Medical, Dental & Laboratory Equipment	10605110	1,390,000.00			1,390,000.00	
Printing Equipment	10605120	1,500,000.00			1,500,000.00	
Sports Equipment	10605130	2,000,000.00			2,000,000.00	
Motor Vehcles	10606010	2,750,000.00			2,750,000.00	
Furniture & Fixture Equipment	10607010	2,285,000.00	34,875.00	84,875.00	2,200,125.00	
Library Books	10607020	2,685,000.00			2,685,000.00	
Other Property, etc.	10698990	28,090,530.00	40,530.00	40,530.00	28,050,000.00	
Computer Software	10801020	33,800,000.00			33,800,000.00	
<b>Total Capital Outlays</b>		<b>145,550,000.00</b>	<b>675,862.72</b>	<b>1,729,421.72</b>	<b>143,820,578.28</b>	
<b>Total Current Operating Expenditures</b>		<b>5,122,152,000.00</b>	<b>372,295,520.51</b>	<b>2,792,175,615.00</b>	<b>2,329,976,385.00</b>	
<b>TOTAL CURRENT OPERATING EXPENDITURES</b>		<b>5,122,152,000.00</b>	<b>372,295,520.51</b>	<b>2,792,175,615.00</b>	<b>2,329,976,385.00</b>	
<b>CONTINUING APPROPRIATIONS</b>						
<b>REGULAR</b>						
<b>Maintenance and Other Operating Expenses</b>						
Travelling Expenses - Local	50201010	116,171,198.95	516,934.34	92,789,075.48	23,382,123.47	
Travelling Expenses - Foreign	50201020	23,543,932.94	3,448,725.15	10,233,301.24	13,310,631.70	
Training Expenses	50202010	317,873.93		15,000.00	302,873.93	
IT/Office Supplies Expenses	50203010	8,093,672.65	304,207.48	1,095,854.00	6,997,818.65	
Accountable Forms Expenses	50203020	10,000.00			10,000.00	
Semi-Expendable Machinery	50203210-01	200,000.00			200,000.00	


Allotment Class / Object of Expenditure  (1)	Code	Allotment Received  (2)	Obligations Incurred		Unobligated Balance of Allotment  (5) = (2) - (4)	REMARKS  (6)
			This Report  (3)	To Date  (4)		
Semi-Expendable Office Equipment	50203210-02	100,000.00			100,000.00	
Semi-Expendable ICT Equipment	50203210-03	157,952.00			157,952.00	
Semi-Expendable Communication Equipment	50203210-07	120,000.00		51,184.00	68,816.00	
Semi-Expendable Other Machinery & Equipm	50203210-99	50,000.00			50,000.00	
Semi-Expendable Furniture & Fixture	50203220-01	450,000.00			450,000.00	
Other Supplies Expenses	50203990	2,009,319.34	11,288.93	92,013.06	1,917,306.28	
Water Expenses	50204010	5,068,280.00	631,181.84	2,552,209.80	2,516,070.20	
Electricity Expenses	50204020	18,257,515.00	19,941.18	17,090,235.74	1,167,279.26	
Postage & Deliveries Expenses	50205010	131,585.46	883.83	1,383.83	130,201.63	
Telephone and Mobile Expense	50205020	6,839,696.07	174,225.32	1,017,635.19	5,822,060.88	
Internet Expenses	50205030	2,635,092.92	102,562.08	1,270,334.21	1,364,758.71	
Extraordinary and Miscellaneous Expenses	50210030	47,197,941.57		18,135,000.00	29,062,941.57	
Legal Services	50211010	212,400.00	7,400.00	7,400.00	205,000.00	
Consultancy Services	50211030	119,965,992.45	9,210,258.87	64,045,504.66	55,920,487.79	
Other Professional Services	50211990	16,461,489.05	1,235,408.60	11,068,763.19	5,392,725.86	
Janitorial Services	50212020	18,000,000.00	86,598.24	17,920,398.35	79,601.65	
Security Services	50212030	2,500,000.00	462,187.00	1,848,748.00	651,252.00	
Repair & Maint. - IT Equipment	50213050-03	50,000.00			50,000.00	
Repair & Maint. - Motor Vehicle	50213060-01	791,149.43	80,000.00	261,149.43	530,000.00	
Fidelity Bond Premium	50215020	83,750.00		22,500.00	61,250.00	
Printing & Binding Expenses	50299020	21,000.00	1,000.00	1,000.00	20,000.00	
Representation Expenses	50299030	37,802,898.61	3,039,048.47	23,138,247.84	14,664,650.77	
Rent Expenses	50299050	60,165,747.80	9,296,172.36	54,882,493.59	5,283,254.21	
Subscription Expenses	50299070	3,706,980.04		1,699,108.75	2,007,871.29	
Other Maintenance and Other Operating Ex	50299990	148,735,195.97	1,611,933.02	97,361,819.93	51,373,376.04	
<b>Total Maintenance and Other Operating Expenses</b>		<b>639,850,664.18</b>	<b>30,239,956.71</b>	<b>416,600,360.29</b>	<b>223,250,303.89</b>	
<b>Capital Outlays</b>						
Other Structure	10604990	8,000,000.00			8,000,000.00	
Office Equipment	10605020	8,602,430.00	384,397.00	488,867.00	8,113,563.00	
IT Equipment	10605030	7,691,519.20	1,041,430.88	2,468,745.44	5,222,773.76	
Communication Equipment	10605070	3,000,000.00			3,000,000.00	
Firefighting Equipment & Accessories	10605090-01	2,000,000.00			2,000,000.00	
Military, Police & Security Equipment	10605100	3,000,000.00	237,500.00	237,500.00	2,762,500.00	

Allotment Class / Object of Expenditure  (1)	Code	Allotment Received  (2)	Obligations Incurred		Unobligated Balance of Allotment  (5) = (2) - (4)	REMARKS  (6)
			This Report  (3)	To Date  (4)		
Medical, Dental & Laboratory Equipment	10605110	1,000,000.00			1,000,000.00	
Printing Equipment	10605120	1,538,500.00			1,538,500.00	
Sports Equipment	10605130	1,000,000.00			1,000,000.00	
Motor Vechicles	10606010	3,000,000.00			3,000,000.00	
Furniture & Fixture Equipment	10607010	2,587,244.74	-106,500.00	271,856.00	2,315,388.74	
Library Books	10607020	2,000,000.00		75,994.80	1,924,005.20	
Other Property, etc.	10698990	33,056,992.40	387,246.86	1,391,929.86	31,665,062.54	
Computer Software	10801020	11,319,495.47	470,000.00	651,500.00	10,667,995.47	
<b>Total Capital Outlays</b>		<b>87,796,181.81</b>	<b>2,414,074.74</b>	<b>5,586,393.10</b>	<b>82,209,788.71</b>	
<b>Total Continuing Appropriations Regular</b>		<b>727,646,845.99</b>	<b>32,654,031.45</b>	<b>422,186,753.39</b>	<b>305,460,092.60</b>	
<b>TOTAL CONTINUING APPROPRIATIONS</b>		<b>727,646,845.99</b>	<b>32,654,031.45</b>	<b>422,186,753.39</b>	<b>305,460,092.60</b>	
<b>TOTAL PROPER AND SECRETARIAT</b>		<b>5,849,798,845.99</b>	<b>404,949,551.96</b>	<b>3,214,362,368.39</b>	<b>2,635,436,477.60</b>	
<b>PROGRAM B - LOCALLY FUNDED PROJECTS</b>						
<b>SENATE RELOCATION</b>						
<b>CURRENT OPERATING EXPENDITURES</b>						
<b>Maintenance and Other Operating Expenses</b>						
Consultancy Services	50211030	2,100,000.00	320,000.00	880,000.00	1,220,000.00	
Other Maintenance and Other Operating Ex	50299990	1,900,000.00			1,900,000.00	
<b>Total Maintenance and Other Operating Expenses</b>		<b>4,000,000.00</b>	<b>320,000.00</b>	<b>880,000.00</b>	<b>3,120,000.00</b>	
<b>Capital Outlays</b>						
Office Buildings	10604010	1,286,000,000.00		643,000,000.00	643,000,000.00	
<b>Total Capital Outlays</b>		<b>1,286,000,000.00</b>		<b>643,000,000.00</b>	<b>643,000,000.00</b>	
<b>Total Current Operating Expenditures</b>		<b>1,290,000,000.00</b>	<b>320,000.00</b>	<b>643,880,000.00</b>	<b>646,120,000.00</b>	
<b>TOTAL LOCALLY-FUNDED PROJECTS</b>		<b>1,290,000,000.00</b>	<b>320,000.00</b>	<b>643,880,000.00</b>	<b>646,120,000.00</b>	
<b>CONTINUING APPROPRIATIONS</b>						
<b>REGULAR</b>						
<b>Maintenance and Other Operating Expenses</b>						
Research, Exploration & Dev Exp.	50207020	69,356,000.00			69,356,000.00	

Allotment Class / Object of Expenditure  (1)	Code	Allotment Received  (2)	Obligations Incurred		Unobligated Balance of Allotment  (5) = (2) - (4)	REMARKS  (6)
			This Report  (3)	To Date  (4)		
<i>Total Maintenance and Other Operating Expenses</i>		69,356,000.00			69,356,000.00	
<i>Total Continuing Appropriations Regular</i>		69,356,000.00			69,356,000.00	
<b>TOTAL CONTINUING APPROPRIATIONS</b>		69,356,000.00			69,356,000.00	
<b>TOTAL PROGRAM B</b>		1,359,356,000.00	320,000.00	643,880,000.00	715,476,000.00	
<b>GRAND TOTAL</b>		7,209,154,845.99	405,269,551.96	3,858,242,368.39	3,350,912,477.60	


Certified Correct:

Submitted By:

  
**RIOSA C. MANALANSAN**  
 Chief, Legislative Budget Service





  
**ATTY. MYRA MARIE D. VILLARICA**  
 Senate Secretary  
 CIC - 0572  
 12/15/19

**STATEMENT OF ALLOTMENT, OBLIGATIONS AND BALANCES**

As of October 31, 2019

(Summary by Source)

DEPARTMENT

Agency: SENATE

Fund: General

Allotment Class / Object of Expenditure  (1)	Code	Allotment Received  (2)	Obligations Incurred		Unobligated Balance of Allotment  (5) = (2) - (4)	REMARKS  (6)
			This Report  (3)	To Date  (4)		
<b>PROGRAM A1 &amp; A2</b>						
<b>SECRETARIAT AND LEGISLATIVE PROPER SERVICES</b>						
<b>CURRENT OPERATING EXPENDITURES</b>						
<b>Personnel Services</b>						
Salaries - Itemized Position	50101010	1,153,622,601.05	86,484,774.60	824,422,529.37	329,200,071.68	
Salary Increase	50101010-04	142,967,593.00	12,182,692.58	112,879,267.29	30,088,325.71	
Salaries & Wages - Unfilled Position	50101010-A	70,435,000.00			70,435,000.00	
Casual Wages	50101020-01	47,000,000.00	3,640,281.97	35,747,561.13	11,252,438.87	
Contractual Wages	50101020-02	14,300,000.00	1,277,393.22	11,217,280.71	3,082,719.29	
Casual Increase	50101020-14	3,600,000.00	149,850.75	1,518,808.38	2,081,191.62	
Contractual Increase	50101020-24	2,400,000.00	142,119.93	1,351,280.60	1,048,719.40	
PERA	50102010	49,784,727.27	3,727,099.16	35,180,955.75	14,603,771.52	
Representation Allowance (RA)	50102020	12,318,000.00	969,500.00	9,659,048.39	2,658,951.61	
Transportation Allowance (TA)	50102030	12,318,000.00	845,500.00	8,426,500.00	3,891,500.00	
Clothing/Uniform Allowance	50102040	12,300,000.00	42,000.00	10,618,000.00	1,682,000.00	
Health Workers Benefits	50102060	500,000.00	15,850.00	138,600.00	361,400.00	
Honoraria	50102100	1,200,000.00	124,750.00	588,125.00	611,875.00	
Longevity Pay	50102120	75,500,000.00	33,003,422.95	69,014,922.70	6,485,077.30	
Overtime Services	50102130	33,200,000.00	2,417,424.02	20,950,050.88	12,249,949.12	
Year-End Bonus	50102140	87,566,613.00			87,566,613.00	
Year-End Bonus Increase	50102140-04	13,000,000.00			13,000,000.00	
Cash Gift	50102150	11,230,000.00			11,230,000.00	
Other Bonuses and Allowances	50102990	220,820,000.00	27,760,600.00	147,368,207.69	73,451,792.31	
Provident Fund Contributions (SEF)	50103050	24,624,192.82	1,634,775.80	15,722,170.36	8,902,022.46	
Retirement Benefits - Civilians	50104020	13,855,000.00			13,855,000.00	

Allotment Class / Object of Expenditure  (1)	Code	Allotment Received  (2)	Obligations Incurred		Unobligated Balance of Allotment  (5) = (2) - (4)	REMARKS  (6)
			This Report  (3)	To Date  (4)		
Terminal Leave	50104030	172,810,000.00	17,608,525.96	84,640,938.47	88,169,061.53	
Other Personnel Benefits	50104990	767,048,836.25	4,695,801.33	454,655,771.93	312,393,064.32	
<b>Total Personnel Services</b>		<b>2,942,400,563.39</b>	<b>196,722,362.27</b>	<b>1,844,100,018.65</b>	<b>1,098,300,544.74</b>	
<b>Personnel Services</b>						
GSIS Contribution	50103010	134,500,000.00	12,257,147.18	102,456,501.82	32,043,498.18	
GSIS Contribution increase	50103010-04	18,238,000.00	1,223,794.89	12,179,915.37	6,058,084.63	
Pag-Ibig Contribution	50103020	2,977,400.00	202,200.00	1,725,450.00	1,251,950.00	
PhilHealth Contribution	50103030	14,626,159.83	870,077.51	7,335,195.48	7,290,964.35	
ECC Contribution	50103040	2,977,400.00	202,100.00	1,731,100.00	1,246,300.00	
<b>Total Personnel Services</b>		<b>173,318,959.83</b>	<b>14,755,319.58</b>	<b>125,428,162.67</b>	<b>47,890,797.16</b>	
<b>Total Personnel Services</b>		<b>3,115,719,523.22</b>	<b>211,477,681.85</b>	<b>1,969,528,181.32</b>	<b>1,146,191,341.90</b>	
<b>Maintenance and Other Operating Expenses</b>						
Travelling Expenses - Local	50201010	234,656,448.63	24,543,594.51	119,540,720.19	115,115,728.44	
Travelling Expenses - Foreign	50201020	30,724,339.77	6,899,104.46	12,072,787.21	18,651,552.56	
Training Expenses	50202010	23,506,883.04	2,290,900.00	19,614,067.44	3,892,815.60	
IT/Office Supplies Expenses	50203010	29,800,872.84	1,687,896.89	16,759,911.02	13,040,961.82	
Accountable Forms Expenses	50203020	1,266,600.00		13,600.00	1,253,000.00	
Welfare Good Expenses	50203060	148,000.00		148,000.00		
Medical,Dental & Lab. Supplies Expenses	50203080	1,396,000.00		181,318.44	1,214,681.56	
Fuel, Oil & Lubricants Expenses	50203090	4,105,000.00	89,560.14	1,803,706.44	2,301,293.56	
Military, Police & Traffic Supplies Exp.	50203120	1,000,000.00			1,000,000.00	
Semi-Expendable Office Equipment	50203210-02	1,116,000.00	9,720.00	62,312.40	1,053,687.60	
Semi-Expendable ICT Equipment	50203210-03	1,161,600.00	15,790.00	623,550.10	538,049.90	
Semi-Expendable Communication Equipment	50203210-07	517,000.00		29,810.00	487,190.00	
Semi-Expendable Disaster Response & Resc	50203210-08	500,000.00			500,000.00	
Semi-Expendable Military,Police & Securi	50203210-09	500,000.00			500,000.00	
Semi-Expendable Medical Equipment	50203210-10	500,000.00		1,800.00	498,200.00	
Semi-Expendable Printing Equipment	50203210-11	500,000.00			500,000.00	
Semi-Expendable Sports Equipment	50203210-12	500,000.00			500,000.00	
Semi-Expendable Other Machinery & Equipm	50203210-99	1,259,200.00	1,360.00	428,468.66	830,731.34	
Semi-Expendable Furniture & Fixture	50203220-01	500,000.00	90,150.00	342,002.00	157,998.00	
Semi-Expendable Books	50203220-02	500,000.00	5,085.00	95,267.80	404,732.20	
Other Supplies Expenses	50203990	12,888,673.48	195,135.57	2,709,536.18	10,179,137.30	
Water Expenses	50204010	5,656,904.00	-611.03	3,019,878.92	2,637,025.08	

Allotment Class / Object of Expenditure  (1)	Code	Allotment Received  (2)	Obligations Incurred		Unobligated Balance of Allotment  (5) = (2) - (4)	REMARKS  (6)
			This Report  (3)	To Date  (4)		
Electricity Expenses	50204020	35,897,298.00	1,038,683.83	9,284,832.98	26,612,465.02	
Postage & Deliveries Expenses	50205010	722,792.00		175,232.00	547,560.00	
Telephone and Mobile Expense	50205020	25,352,105.21	1,169,326.58	11,350,465.09	14,001,640.12	
Internet Expenses	50205030	6,922,252.36	113,556.94	2,440,330.93	4,481,921.43	
Cable, Radio, Sattelite Expenses	50205040	1,800,000.00		899,640.00	900,360.00	
Extraordinary and Miscellaneous Expenses	50210030	387,583,219.22	41,280,561.23	301,744,590.24	85,838,628.98	
Legal Services	50211010	823,200.00	3,500.00	92,200.00	731,000.00	
Auditing Expenses	50211020	3,300,000.00	12,326.54	1,387,363.37	1,912,636.63	
Consultancy Services	50211030	130,516,395.76	7,057,184.97	70,394,858.24	60,121,537.52	
Other Professional Services	50211990	9,434,215.76	1,289,500.00	8,045,723.01	1,388,492.75	
Environment/Sanitary Services	50212010	1,700,000.00		307,500.00	1,392,500.00	
Janitorial Services	50212020	30,000,000.00	3,101,084.20	9,659,674.31	20,340,325.69	
Security Services	50212030	4,500,000.00		1,386,561.00	3,113,439.00	
Other General Services	50212990	1,500,000.00			1,500,000.00	
Repair & Maint. - Office Bldgs.	50213040-01	1,500,000.00			1,500,000.00	
Repair & Maint. - Office Equip.	50213050-02	600,000.00		3,736.00	596,264.00	
Repair & Maint. - IT Equipment	50213050-03	600,000.00		193,750.00	406,250.00	
Repair & Maint. - Communication Eqpt.	50213050-07	1,500,000.00		213,600.00	1,286,400.00	
Repair & Maint.-Fire Equipment	50213050-09	500,000.00		26,500.00	473,500.00	
Repair & Maint. - Medical, Dental, etc.	50213050-11	500,000.00			500,000.00	
Repair & Maint. - Motor Vehicle	50213060-01	2,190,460.00	20,218.00	1,044,321.47	1,146,138.53	
Repair & Maint. - Furn. & Fixtures	50213070	1,500,000.00			1,500,000.00	
Rep&Maint-Semi Exp-Office Equip	50213210-02	500,000.00			500,000.00	
Rep&Maint-Semi Exp-IT Equip	50213210-03	500,000.00			500,000.00	
Rep&Maint-Semi Exp-Disaster Response	50213210-08	300,000.00			300,000.00	
Rep&Maint-Semi Exp-Other Machinery Equip	50213210-99	500,000.00			500,000.00	
Rep&Maint-Semi Exp-Furniture&Fixturre	50213220-01	300,000.00			300,000.00	
Repair & Maint. - Other Property, etc.	50213990	2,500,000.00		836,310.00	1,663,690.00	
Taxes, Duties and Licenses	50215010	1,000,000.00		44,130.00	955,870.00	
Fidelity Bond Premium	50215020	1,267,500.00	20,250.00	243,296.22	1,024,203.78	
Insurance Premiums	50215030	3,000,000.00	63,111.58	1,252,588.99	1,747,411.01	
Advertisement Expenses	50299010	4,240,000.00			4,240,000.00	
Printing & Binding Expenses	50299020	4,643,000.00	703,000.00	2,479,159.54	2,163,840.46	
Representation Expenses	50299030	92,685,786.75	8,422,077.42	47,850,792.19	44,834,994.56	
Transportation & Delivery Expenses	50299040	782,000.00		200.00	781,800.00	

Allotment Class / Object of Expenditure  (1)	Code	Allotment Received  (2)	Obligations Incurred		Unobligated Balance of Allotment  (5) = (2) - (4)	REMARKS  (6)
			This Report  (3)	To Date  (4)		
Rent Expenses	50299050	176,392,988.04	2,036,739.97	136,397,127.20	39,995,860.84	
Membership Dues & Contribution to Orgns	50299060	1,947,000.00		928,196.65	1,018,803.35	
Subscription Expenses	50299070	6,806,337.00	41,362.00	3,753,855.24	3,052,481.76	
Other Maintenance and Other Operating Ex	50299990	561,287,404.92	55,566,555.37	400,279,146.51	161,008,258.41	
<b>Total Maintenance and Other Operating Expenses</b>		<b>1,860,297,476.78</b>	<b>157,766,724.17</b>	<b>1,190,162,417.98</b>	<b>670,135,058.80</b>	
<b>Capital Outlays</b>						
Office Equipment	10605020	18,111,840.00		331,804.00	17,780,036.00	
IT Equipment	10605030	28,899,630.00	45,621.00	1,106,078.72	27,793,551.28	
Communication Equipment	10605070	2,363,000.00		211,755.00	2,151,245.00	
Firefighting Equipment & Accessories	10605090-01	300,000.00			300,000.00	
Military, Police & Security Equipment	10605100	21,915,000.00			21,915,000.00	
Medical, Dental & Laboratory Equipment	10605110	1,390,000.00			1,390,000.00	
Printing Equipment	10605120	1,500,000.00			1,500,000.00	
Sports Equipment	10605130	2,000,000.00			2,000,000.00	
Motor Vehicles	10606010	2,750,000.00			2,750,000.00	
Furniture & Fixture Equipment	10607010	2,330,000.00		84,875.00	2,245,125.00	
Library Books	10607020	2,685,000.00			2,685,000.00	
Other Property, etc.	10698990	28,090,530.00	340,000.00	380,530.00	27,710,000.00	
Computer Software	10801020	33,800,000.00			33,800,000.00	
<b>Total Capital Outlays</b>		<b>146,135,000.00</b>	<b>385,621.00</b>	<b>2,115,042.72</b>	<b>144,019,957.28</b>	
<b>Total Current Operating Expenditures</b>		<b>5,122,152,000.00</b>	<b>369,630,027.02</b>	<b>3,161,805,642.02</b>	<b>1,960,346,357.98</b>	
<b>TOTAL CURRENT OPERATING EXPENDITURES</b>		<b>5,122,152,000.00</b>	<b>369,630,027.02</b>	<b>3,161,805,642.02</b>	<b>1,960,346,357.98</b>	
<b>CONTINUING APPROPRIATIONS</b>						
<b>REGULAR</b>						
<b>Maintenance and Other Operating Expenses</b>						
Travelling Expenses - Local	50201010	116,171,198.95	352,391.12	93,141,466.60	23,029,732.35	
Travelling Expenses - Foreign	50201020	23,543,932.94	1,831,736.90	12,065,038.14	11,478,894.80	
Training Expenses	50202010	317,873.93		15,000.00	302,873.93	
IT/Office Supplies Expenses	50203010	8,093,672.65	83,636.28	1,179,490.28	6,914,182.37	
Accountable Forms Expenses	50203020	10,000.00			10,000.00	
Semi-Expendable Machinery	50203210-01	200,000.00			200,000.00	




Allotment Class / Object of Expenditure  (1)	Code	Allotment Received  (2)	Obligations Incurred		Unobligated Balance of Allotment  (5) = (2) - (4)	REMARKS  (6)
			This Report  (3)	To Date  (4)		
Semi-Expendable Office Equipment	50203210-02	100,000.00			100,000.00	
Semi-Expendable ICT Equipment	50203210-03	157,952.00			157,952.00	
Semi-Expendable Communication Equipment	50203210-07	120,000.00		51,184.00	68,816.00	
Semi-Expendable Other Machinery & Equipm	50203210-99	50,000.00			50,000.00	
Semi-Expendable Furniture & Fixture	50203220-01	450,000.00			450,000.00	
Other Supplies Expenses	50203990	2,009,319.34	4,226.86	96,239.92	1,913,079.42	
Water Expenses	50204010	5,068,280.00	585,277.49	3,137,487.29	1,930,792.71	
Electricity Expenses	50204020	18,257,515.00	909,764.26	18,000,000.00	257,515.00	
Postage & Deliveries Expenses	50205010	131,585.46	1,000.00	2,383.83	129,201.63	
Telephone and Mobile Expense	50205020	6,839,696.07	133,072.29	1,150,707.48	5,688,988.59	
Internet Expenses	50205030	2,635,092.92	145,978.02	1,416,312.23	1,218,780.69	
Extraordinary and Miscellaneous Expenses	50210030	47,197,941.57		18,135,000.00	29,062,941.57	
Legal Services	50211010	212,400.00	1,200.00	8,600.00	203,800.00	
Consultancy Services	50211030	119,965,992.45	4,301,682.72	68,347,187.38	51,618,805.07	
Other Professional Services	50211990	16,461,489.05	1,059,300.00	12,128,063.19	4,333,425.86	
Janitorial Services	50212020	18,000,000.00	29,133.60	17,949,531.95	50,468.05	
Security Services	50212030	2,500,000.00	462,187.00	2,310,935.00	189,065.00	
Repair & Maint. - IT Equipment	50213050-03	50,000.00			50,000.00	
Repair & Maint. - Motor Vehicle	50213060-01	791,149.43	100,000.00	361,149.43	430,000.00	
Fidelity Bond Premium	50215020	83,750.00		22,500.00	61,250.00	
Printing & Binding Expenses	50299020	21,000.00		1,000.00	20,000.00	
Representation Expenses	50299030	37,802,898.61	2,693,904.97	25,832,152.81	11,970,745.80	
Rent Expenses	50299050	60,165,747.80	330,514.16	55,213,007.75	4,952,740.05	
Subscription Expenses	50299070	3,706,980.04	250,000.00	1,949,108.75	1,757,871.29	
Other Maintenance and Other Operating Ex	50299990	148,735,195.97	844,402.77	98,206,222.70	50,528,973.27	
<b>Total Maintenance and Other Operating Expenses</b>		<b>639,850,664.18</b>	<b>14,119,408.44</b>	<b>430,719,768.73</b>	<b>209,130,895.45</b>	
<b>Capital Outlays</b>						
Other Structure	10604990	8,000,000.00			8,000,000.00	
Office Equipment	10605020	8,602,430.00		488,867.00	8,113,563.00	
IT Equipment	10605030	7,691,519.20	189,000.00	2,657,745.44	5,033,773.76	
Communication Equipment	10605070	3,000,000.00	120,736.00	120,736.00	2,879,264.00	
Firefighting Equipment & Accessories	10605090-01	2,000,000.00			2,000,000.00	
Military, Police & Security Equipment	10605100	3,000,000.00		237,500.00	2,762,500.00	


Allotment Class / Object of Expenditure  (1)	Code	Allotment Received  (2)	Obligations Incurred		Unobligated Balance of Allotment  (5) = (2) - (4)	REMARKS  (6)
			This Report  (3)	To Date  (4)		
Medical, Dental & Laboratory Equipment	10605110	1,000,000.00			1,000,000.00	
Printing Equipment	10605120	1,538,500.00			1,538,500.00	
Sports Equipment	10605130	1,000,000.00			1,000,000.00	
Motor Vehicles	10606010	3,000,000.00			3,000,000.00	
Furniture & Fixture Equipment	10607010	2,587,244.74	305,800.00	577,656.00	2,009,588.74	
Library Books	10607020	2,000,000.00		75,994.80	1,924,005.20	
Other Property, etc.	10698990	33,056,992.40	220,000.00	1,611,929.86	31,445,062.54	
Computer Software	10801020	11,319,495.47		651,500.00	10,667,995.47	
<b>Total Capital Outlays</b>		<b>87,796,181.81</b>	<b>835,536.00</b>	<b>6,421,929.10</b>	<b>81,374,252.71</b>	
<b>Total Continuing Appropriations Regular</b>		<b>727,646,845.99</b>	<b>14,954,944.44</b>	<b>437,141,697.83</b>	<b>290,505,148.16</b>	
<b>TOTAL CONTINUING APPROPRIATIONS</b>		<b>727,646,845.99</b>	<b>14,954,944.44</b>	<b>437,141,697.83</b>	<b>290,505,148.16</b>	
<b>TOTAL PROPER AND SECRETARIAT</b>		<b>5,849,798,845.99</b>	<b>384,584,971.46</b>	<b>3,598,947,339.85</b>	<b>2,250,851,506.14</b>	
<b>PROGRAM B - LOCALLY FUNDED PROJECTS</b>						
<b>SENATE RELOCATION</b>						
<b>CURRENT OPERATING EXPENDITURES</b>						
<b>Maintenance and Other Operating Expenses</b>						
Consultancy Services	50211030	2,100,000.00	280,000.00	1,160,000.00	940,000.00	
Other Maintenance and Other Operating Ex	50299990	1,900,000.00			1,900,000.00	
<b>Total Maintenance and Other Operating Expenses</b>		<b>4,000,000.00</b>	<b>280,000.00</b>	<b>1,160,000.00</b>	<b>2,840,000.00</b>	
<b>Capital Outlays</b>						
Office Buildings	10604010	1,286,000,000.00	643,000,000.00	1,286,000,000.00		
<b>Total Capital Outlays</b>		<b>1,286,000,000.00</b>	<b>643,000,000.00</b>	<b>1,286,000,000.00</b>		
<b>Total Current Operating Expenditures</b>		<b>1,290,000,000.00</b>	<b>643,280,000.00</b>	<b>1,287,160,000.00</b>	<b>2,840,000.00</b>	
<b>TOTAL LOCALLY-FUNDED PROJECTS</b>		<b>1,290,000,000.00</b>	<b>643,280,000.00</b>	<b>1,287,160,000.00</b>	<b>2,840,000.00</b>	
<b>CONTINUING APPROPRIATIONS</b>						
<b>REGULAR</b>						
<b>Maintenance and Other Operating Expenses</b>						
Research, Exploration & Dev Exp.	50207020	69,356,000.00			69,356,000.00	

Allotment Class / Object of Expenditure (1)	Code	Allotment Received (2)	Obligations Incurred		Unobligated Balance of Allotment (5) = (2) - (4)	REMARKS (6)
			This Report (3)	To Date (4)		
Total Maintenance and Other Operating Expenses		69,356,000.00			69,356,000.00	
Total Continuing Appropriations Regular		69,356,000.00			69,356,000.00	
TOTAL CONTINUING APPROPRIATIONS		69,356,000.00			69,356,000.00	
TOTAL PROGRAM B		1,359,356,000.00	643,280,000.00	1,287,160,000.00	72,196,000.00	
GRAND TOTAL		7,209,154,845.99	1,027,864,971.46	4,886,107,339.85	2,323,047,506.14	

Certified Correct:

Submitted By:

  
**RIOS A C. MANALANSAN**  
 Chief, Legislative Budget Service

  
**ATTY. MYRA MARIE D. VILLARICA**  
 Senate Secretary

**STATEMENT OF ALLOTMENT, OBLIGATIONS AND BALANCES**

As of November 30, 2019

(Summary by Source)

DEPARTMENT

Agency: SENATE

Fund: General

Allotment Class / Object of Expenditure  (1)	Code	Allotment Received  (2)	Obligations Incurred		Unobligated Balance of Allotment  (5) = (2) - (4)	REMARKS  (6)
			This Report  (3)	To Date  (4)		
<b>PROGRAM A1 &amp; A2</b>						
<b>SECRETARIAT AND LEGISLATIVE PROPER SERVICES</b>						
<b>CURRENT OPERATING EXPENDITURES</b>						
<b>Personnel Services</b>						
Salaries - Itemized Position	50101010	1,144,561,982.06	87,182,480.47	911,605,009.84	232,956,972.22	
Salary Increase	50101010-04	142,967,593.00	12,417,139.06	125,296,406.35	17,671,186.65	
Salaries & Wages - Unfilled Position	50101010-A	70,435,000.00			70,435,000.00	
Casual Wages	50101020-01	47,000,000.00	3,587,879.53	39,335,440.66	7,664,559.34	
Contractual Wages	50101020-02	14,300,000.00	1,292,049.66	12,509,330.37	1,790,669.63	
Casual Increase	50101020-14	3,600,000.00	148,412.62	1,667,221.00	1,932,779.00	
Contractual Increase	50101020-24	2,400,000.00	142,287.34	1,493,567.94	906,432.06	
PERA	50102010	49,672,727.27	3,702,046.20	38,883,001.95	10,789,725.32	
Representation Allowance (RA)	50102020	12,318,000.00	969,500.00	10,628,548.39	1,689,451.61	
Transportation Allowance (TA)	50102030	12,318,000.00	845,500.00	9,272,000.00	3,046,000.00	
Clothing/Uniform Allowance	50102040	12,300,000.00		10,618,000.00	1,682,000.00	
Health Workers Benefits	50102060	500,000.00	16,350.00	154,950.00	345,050.00	
Honoraria	50102100	1,200,000.00	29,250.00	617,375.00	582,625.00	
Longevity Pay	50102120	75,500,000.00	1,887,899.95	70,902,822.65	4,597,177.35	
Overtime Services	50102130	33,200,000.00	2,150,998.95	23,101,049.83	10,098,950.17	
Year-End Bonus	50102140	87,566,613.00	81,870,958.30	81,870,958.30	5,695,654.70	
Year-End Bonus Increase	50102140-04	13,000,000.00	10,410,228.90	10,410,228.90	2,589,771.10	
Cash Gift	50102150	11,230,000.00	8,838,500.00	8,838,500.00	2,391,500.00	
Other Bonuses and Allowances	50102990	220,820,000.00	275,578.67	147,643,786.36	73,176,213.64	
Provident Fund Contributions (SEF)	50103050	24,624,192.82	1,607,427.36	17,329,597.72	7,294,595.10	
Retirement Benefits - Civilians	50104020	13,855,000.00			13,855,000.00	

Allotment Class / Object of Expenditure  (1)	Code	Allotment Received  (2)	Obligations Incurred		Unobligated Balance of Allotment  (5) = (2) - (4)	REMARKS  (6)
			This Report  (3)	To Date  (4)		
Terminal Leave	50104030	172,810,000.00	8,888,762.50	93,529,700.97	79,280,299.03	
Other Personnel Benefits	50104990	767,020,836.25	2,393,708.43	457,049,480.36	309,971,355.89	
<b>Total Personnel Services</b>		<b>2,933,199,944.40</b>	<b>228,656,957.94</b>	<b>2,072,756,976.59</b>	<b>860,442,967.81</b>	
<b>Personnel Services</b>						
GSIS Contribution	50103010	134,500,000.00	12,345,877.60	114,802,379.42	19,697,620.58	
GSIS Contribution Increase	50103010-04	18,238,000.00	1,214,982.04	13,394,897.41	4,843,102.59	
Pag-Ibig Contribution	50103020	2,977,400.00	214,650.00	1,940,100.00	1,037,300.00	
PhilHealth Contribution	50103030	14,626,159.83	747,617.38	8,082,812.86	6,543,346.97	
ECC Contribution	50103040	2,977,400.00	212,200.00	1,943,300.00	1,034,100.00	
<b>Total Personnel Services</b>		<b>173,318,959.83</b>	<b>14,735,327.02</b>	<b>140,163,489.69</b>	<b>33,155,470.14</b>	
<b>Total Personnel Services</b>		<b>3,106,518,904.23</b>	<b>243,392,284.96</b>	<b>2,212,920,466.28</b>	<b>893,598,437.95</b>	
<b>Maintenance and Other Operating Expenses</b>						
Travelling Expenses - Local	50201010	233,119,068.93	23,997,613.16	143,538,333.35	89,580,735.58	
Travelling Expenses - Foreign	50201020	30,824,339.77	2,903,326.56	14,976,113.77	15,848,226.00	
Training Expenses	50202010	25,305,507.04	2,371,412.00	21,985,479.44	3,320,027.60	
IT/Office Supplies Expenses	50203010	28,717,218.82	536,803.46	17,296,714.48	11,420,504.34	
Accountable Forms Expenses	50203020	1,266,600.00		13,600.00	1,253,000.00	
Welfare Good Expenses	50203060	398,000.00		148,000.00	250,000.00	
Medical,Dental & Lab. Supplies Expenses	50203080	1,396,000.00	219,890.25	401,208.69	994,791.31	
Fuel, Oil & Lubricants Expenses	50203090	4,105,000.00	273,601.94	2,077,308.38	2,027,691.62	
Military, Police & Traffic Supplies Exp.	50203120	1,000,000.00	400,400.00	400,400.00	599,600.00	
Semi-Expendable Office Equipment	50203210-02	1,116,000.00		62,312.40	1,053,687.60	
Semi-Expendable ICT Equipment	50203210-03	1,161,600.00	114,294.76	737,844.86	423,755.14	
Semi-Expendable Communication Equipment	50203210-07	523,216.00	6,216.00	36,026.00	487,190.00	
Semi-Expendable Disaster Response & Resc	50203210-08	500,000.00			500,000.00	
Semi-Expendable Military,Police & Securi	50203210-09	500,000.00			500,000.00	
Semi-Expendable Medical Equipment	50203210-10	500,000.00	25,400.00	27,200.00	472,800.00	
Semi-Expendable Printing Equipment	50203210-11	500,000.00			500,000.00	
Semi-Expendable Sports Equipment	50203210-12	500,000.00			500,000.00	
Semi-Expendable Other Machinery & Equipm	50203210-99	1,059,200.00	237,776.40	666,245.06	392,954.94	
Semi-Expendable Furniture & Fixture	50203220-01	700,000.00	223,386.00	565,388.00	134,612.00	
Semi-Expendable Books	50203220-02	500,000.00	197,555.00	292,822.80	207,177.20	
Other Supplies Expenses	50203990	11,895,193.92	663,608.65	3,373,144.83	8,522,049.09	
Water Expenses	50204010	5,590,328.00		3,019,878.92	2,570,449.08	

Allotment Class / Object of Expenditure  (1)	Code	Allotment Received  (2)	Obligations Incurred		Unobligated Balance of Allotment  (5) = (2) - (4)	REMARKS  (6)
			This Report  (3)	To Date  (4)		
Electricity Expenses	50204020	35,487,160.00	1,781,823.65	11,066,656.63	24,420,503.37	
Postage & Deliveries Expenses	50205010	724,048.00	1,397.00	176,629.00	547,419.00	
Telephone and Mobile Expense	50205020	23,907,604.18	1,225,560.72	12,576,025.81	11,331,578.37	
Internet Expenses	50205030	6,569,255.23	535,494.95	2,975,825.88	3,593,429.35	
Cable, Radio, Sattelite Expenses	50205040	1,800,000.00	2,240.00	901,880.00	898,120.00	
Extraordinary and Miscellanecus Expenses	50210030	392,485,812.81	29,367,135.00	331,111,725.24	61,374,087.57	
Legal Services	50211010	826,250.00	6,050.00	98,250.00	728,000.00	
Auditing Expenses	50211020	3,300,000.00	63,070.51	1,450,433.88	1,849,566.12	
Consultancy Services	50211030	127,659,631.78	9,172,734.51	79,567,592.75	48,092,039.03	
Other Professional Services	50211990	10,534,715.76	1,175,000.00	9,220,723.01	1,313,992.75	
Environment/Sanitary Services	50212010	1,700,000.00	15,000.00	322,500.00	1,377,500.00	
Janitorial Services	50212020	30,000,000.00	3,102,858.70	12,762,533.01	17,237,466.99	
Security Services	50212030	4,500,000.00	273,122.00	1,659,683.00	2,840,317.00	
Other General Services	50212990	1,500,000.00			1,500,000.00	
Repair & Maint. - Office Bldgs.	50213040-01	1,500,000.00			1,500,000.00	
Repair & Maint. - Office Equip.	50213050-02	600,000.00		3,736.00	596,264.00	
Repair & Maint. - IT Equipment	50213050-03	600,000.00		193,750.00	406,250.00	
Repair & Maint. - Communication Eqpt.	50213050-07	1,500,000.00	252,000.00	465,600.00	1,034,400.00	
Repair & Maint.-Fire Equipment	50213050-09	500,000.00		26,500.00	473,500.00	
Repair & Maint. - Medical, Dental, etc.	50213050-11	500,000.00			500,000.00	
Repair & Maint. - Motor Vehicle	50213060-01	2,190,460.00	207,833.59	1,252,155.06	938,304.94	
Repair & Maint. - Furn. & Fixtures	50213070	1,500,000.00			1,500,000.00	
Rep&Maint-Semi Exp-Office Equip	50213210-02	500,000.00			500,000.00	
Rep&Maint-Semi Exp-IT Equip	50213210-03	500,000.00			500,000.00	
Rep&Maint-Semi Exp-Disaster Response	50213210-08	300,000.00			300,000.00	
Rep&Maint-Semi Exp-Other Machinery Equip	50213210-99	500,000.00			500,000.00	
Rep&Maint-Semi Exp-Furniture&Fixturre	50213220-01	300,000.00			300,000.00	
Repair & Maint. - Other Property, etc.	50213990	2,500,000.00	134,086.50	970,396.50	1,529,603.50	
Taxes, Duties and Licenses	50215010	1,000,000.00		44,130.00	955,870.00	
Fidelity Bond Premium	50215020	1,290,000.00	22,893.75	266,189.97	1,023,810.03	
Insurance Premiums	50215030	3,000,000.00	71,204.76	1,323,793.75	1,676,206.25	
Advertisement Expenses	50299010	4,240,000.00			4,240,000.00	
Printing & Binding Expenses	50299020	5,521,000.00	903,137.64	3,382,297.18	2,138,702.82	
Representation Expenses	50299030	96,001,952.85	10,210,868.20	58,061,660.39	37,940,292.46	
Transportation & Delivery Expenses	50299040	782,000.00		200.00	781,800.00	

Allotment Class / Object of Expenditure  (1)	Code	Allotment Received  (2)	Obligations Incurred		Unobligated Balance of Allotment  (5) = (2) - (4)	REMARKS  (6)
			This Report  (3)	To Date  (4)		
Rent Expenses	50299050	174,093,466.44	3,076,758.00	139,473,885.20	34,619,581.24	
Membership Dues & Contribution to Orgns	50299060	1,947,000.00		928,196.65	1,018,803.35	
Subscription Expenses	50299070	6,693,223.00	842,763.00	4,596,618.24	2,096,604.76	
Other Maintenance and Other Operating Ex	50299990	569,117,243.24	48,945,650.91	449,224,797.42	119,892,445.82	
<b>Total Maintenance and Other Operating Expenses</b>		<b>1,869,348,095.77</b>	<b>143,559,967.57</b>	<b>1,333,722,385.55</b>	<b>535,625,710.22</b>	
<b>Capital Outlays</b>						
Office Equipment	10605020	18,161,840.00	32,000.00	363,804.00	17,798,036.00	
IT Equipment	10605030	28,899,630.00	1,333,645.56	2,439,724.28	26,459,905.72	
Communication Equipment	10605070	2,363,000.00		211,755.00	2,151,245.00	
Firefighting Equipment & Accessories	10605090-01	300,000.00			300,000.00	
Military, Police & Security Equipment	10605100	21,915,000.00			21,915,000.00	
Medical, Dental & Laboratory Equipment	10605110	1,390,000.00			1,390,000.00	
Printing Equipment	10605120	1,500,000.00			1,500,000.00	
Sports Equipment	10605130	2,000,000.00			2,000,000.00	
Motor Vehicles	10606010	2,750,000.00			2,750,000.00	
Furniture & Fixture Equipment	10607010	2,330,000.00		84,875.00	2,245,125.00	
Library Books	10607020	2,685,000.00			2,685,000.00	
Other Property, etc.	10698990	28,190,530.00		380,530.00	27,810,000.00	
Computer Software	10801020	33,800,000.00			33,800,000.00	
<b>Total Capital Outlays</b>		<b>146,285,000.00</b>	<b>1,365,645.56</b>	<b>3,480,688.28</b>	<b>142,804,311.72</b>	
<b>Total Current Operating Expenditures</b>		<b>5,122,152,000.00</b>	<b>388,317,898.09</b>	<b>3,550,123,540.11</b>	<b>1,572,028,459.89</b>	
<b>TOTAL CURRENT OPERATING EXPENDITURES</b>		<b>5,122,152,000.00</b>	<b>388,317,898.09</b>	<b>3,550,123,540.11</b>	<b>1,572,028,459.89</b>	
<b>CONTINUING APPROPRIATIONS</b>						
<b>REGULAR</b>						
<b>Maintenance and Other Operating Expenses</b>						
Travelling Expenses - Local	50201010	116,171,198.95	559,340.52	93,700,807.12	22,470,391.83	
Travelling Expenses - Foreign	50201020	23,543,932.94	852,580.55	12,917,618.69	10,626,314.25	
Training Expenses	50202010	317,873.93		15,000.00	302,873.93	
IT/Office Supplies Expenses	50203010	8,093,672.65	89,185.37	1,268,675.65	6,824,997.00	
Accountable Forms Expenses	50203020	10,000.00			10,000.00	
Semi-Expendable Machinery	50203210-01	200,000.00			200,000.00	

Allotment Class / Object of Expenditure  (1)	Code	Allotment Received  (2)	Obligations Incurred		Unobligated Balance of Allotment  (5) = (2) - (4)	REMARKS  (6)
			This Report  (3)	To Date  (4)		
Semi-Expendable Office Equipment	50203210-02	100,000.00			100,000.00	
Semi-Expendable ICT Equipment	50203210-03	157,952.00			157,952.00	
Semi-Expendable Communication Equipment	50203210-07	120,000.00		51,184.00	68,816.00	
Semi-Expendable Other Machinery & Equipm	50203210-99	50,000.00			50,000.00	
Semi-Expendable Furniture & Fixture	50203220-01	450,000.00	148,560.00	148,560.00	301,440.00	
Other Supplies Expenses	50203990	2,009,319.34	5,433.27	101,673.19	1,907,646.15	
Water Expenses	50204010	5,068,280.00	650,764.33	3,788,251.62	1,280,028.38	
Electricity Expenses	50204020	18,257,515.00		18,000,000.00	257,515.00	
Postage & Deliveries Expenses	50205010	131,585.46	500.00	2,883.83	128,701.63	
Telephone and Mobile Expense	50205020	6,839,696.07	25,602.51	1,176,309.99	5,663,386.08	
Internet Expenses	50205030	2,635,092.92	156,887.93	1,573,200.16	1,061,892.76	
Extraordinary and Miscellaneous Expenses	50210030	47,197,941.57		18,135,000.00	29,062,941.57	
Legal Services	50211010	212,400.00		8,600.00	203,800.00	
Consultancy Services	50211030	119,965,992.45	5,434,017.13	73,781,204.51	46,184,787.94	
Other Professional Services	50211990	16,461,489.05	1,392,938.61	13,521,001.80	2,940,487.25	
Janitorial Services	50212020	18,000,000.00	50,468.05	18,000,000.00		
Security Services	50212030	2,500,000.00	189,065.00	2,500,000.00		
Repair & Maint. - IT Equipment	50213050-03	50,000.00			50,000.00	
Repair & Maint. - Motor Vehicle	50213060-01	791,149.43	-130,000.00	231,149.43	560,000.00	
Fidelity Bond Premium	50215020	83,750.00		22,500.00	61,250.00	
Printing & Binding Expenses	50299020	21,000.00	500.00	1,500.00	19,500.00	
Representation Expenses	50299030	37,802,898.61	251,871.25	26,084,024.06	11,718,874.55	
Rent Expenses	50299050	60,165,747.80	218,952.06	55,431,959.81	4,733,787.99	
Subscription Expenses	50299070	3,706,980.04		1,949,108.75	1,757,871.29	
Other Maintenance and Other Operating Ex	50299990	148,735,195.97	2,914,920.07	101,121,142.77	47,614,053.20	
<b>Total Maintenance and Other Operating Expenses</b>		<b>639,850,664.18</b>	<b>12,811,586.65</b>	<b>443,531,355.38</b>	<b>196,319,308.80</b>	
<b>Capital Outlays</b>						
Other Structure	10604990	8,000,000.00			8,000,000.00	
Office Equipment	10605020	8,602,430.00	401,849.13	890,716.13	7,711,713.87	
IT Equipment	10605030	7,691,519.20	1,600,698.44	4,258,443.88	3,433,075.32	
Communication Equipment	10605070	3,000,000.00		120,736.00	2,879,264.00	
Firefighting Equipment & Accessories	10605090-01	2,000,000.00			2,000,000.00	
Military, Police & Security Equipment	10605100	3,000,000.00		237,500.00	2,762,500.00	



Allotment Class / Object of Expenditure  (1)	Code	Allotment Received  (2)	Obligations Incurred		Unobligated Balance of Allotment  (5) = (2) - (4)	REMARKS  (6)
			This Report  (3)	To Date  (4)		
Medical, Dental & Laboratory Equipment	10605110	1,000,000.00			1,000,000.00	
Printing Equipment	10605120	1,538,500.00			1,538,500.00	
Sports Equipment	10605130	1,000,000.00			1,000,000.00	
Motor Vehicles	10606010	3,000,000.00			3,000,000.00	
Furniture & Fixture Equipment	10607010	2,587,244.74	689,054.00	1,266,710.00	1,320,534.74	
Library Books	10607020	2,000,000.00		75,994.80	1,924,005.20	
Other Property, etc.	10698990	33,056,992.40	606,544.00	2,218,473.86	30,838,518.54	
Computer Software	10801020	11,319,495.47	1,928,569.57	2,580,069.57	8,739,425.90	
<b>Total Capital Outlays</b>		<b>87,796,181.81</b>	<b>5,226,715.14</b>	<b>11,648,644.24</b>	<b>76,147,537.57</b>	
<b>Total Continuing Appropriations Regular</b>		<b>727,646,845.99</b>	<b>18,038,301.79</b>	<b>455,179,999.62</b>	<b>272,466,846.37</b>	
<b>TOTAL CONTINUING APPROPRIATIONS</b>		<b>727,646,845.99</b>	<b>18,038,301.79</b>	<b>455,179,999.62</b>	<b>272,466,846.37</b>	
<b>TOTAL PROPER AND SECRETARIAT</b>		<b>5,849,798,845.99</b>	<b>406,356,199.88</b>	<b>4,005,303,539.73</b>	<b>1,844,495,306.26</b>	
<b>PROGRAM B - LOCALLY FUNDED PROJECTS</b>						
<b>SENATE RELOCATION</b>						
<b>CURRENT OPERATING EXPENDITURES</b>						
<b>Maintenance and Other Operating Expenses</b>						
Consultancy Services	50211030	2,100,000.00	280,000.00	1,440,000.00	660,000.00	
Other Maintenance and Other Operating Ex	50299990	1,900,000.00			1,900,000.00	
<b>Total Maintenance and Other Operating Expenses</b>		<b>4,000,000.00</b>	<b>280,000.00</b>	<b>1,440,000.00</b>	<b>2,560,000.00</b>	
<b>Capital Outlays</b>						
Office Buildings	10604010	1,286,000,000.00		1,286,000,000.00		
<b>Total Capital Outlays</b>		<b>1,286,000,000.00</b>		<b>1,286,000,000.00</b>		
<b>Total Current Operating Expenditures</b>		<b>1,290,000,000.00</b>	<b>280,000.00</b>	<b>1,287,440,000.00</b>	<b>2,560,000.00</b>	
<b>TOTAL LOCALLY-FUNDED PROJECTS</b>		<b>1,290,000,000.00</b>	<b>280,000.00</b>	<b>1,287,440,000.00</b>	<b>2,560,000.00</b>	
<b>CONTINUING APPROPRIATIONS</b>						
<b>REGULAR</b>						
<b>Maintenance and Other Operating Expenses</b>						
Research, Exploration & Dev Exp.	50207020	69,356,000.00			69,356,000.00	

Allotment Class / Object of Expenditure  (1)	Code	Allotment Received  (2)	Obligations Incurred		Unobligated Balance of Allotment  (5) = (2) - (4)	REMARKS  (6)
			This Report  (3)	To Date  (4)		
<i>Total Maintenance and Other Operating Expenses</i>		69,356,000.00			69,356,000.00	
<i>Total Continuing Appropriations Regular</i>		69,356,000.00			69,356,000.00	
<b>TOTAL CONTINUING APPROPRIATIONS</b>		69,356,000.00			69,356,000.00	
<b>TOTAL PROGRAM B</b>		1,359,356,000.00	280,000.00	1,287,440,000.00	71,916,000.00	
<b>GRAND TOTAL</b>		7,209,154,845.99	406,636,199.88	5,292,743,539.73	1,916,411,306.26	

Certified Correct:

Submitted By:

  
**RIOSA C. MANALANSAN**  
 Chief, Legislative Budget Service

  
**ATTY. MYRA MARIE D. VILLARICA**  
 Senate Secretary

**STATEMENT OF ALLOTMENT, OBLIGATIONS AND BALANCES**

As of December 31, 2019

(Summary by Source)

DEPARTMENT

Agency: SENATE

Fund: General

(1) Allotment Class / Object of Expenditure	Code	(2) Allotment Received	(4) Obligations Incurred		(5) = (2) - (4) Unobligated Balance of Allotment	(6) REMARKS
			(3) This Report	(4) To Date		
<b>PROGRAM A1 &amp; A2</b>						
<b>SECRETARIAT AND LEGISLATIVE PROPER SERVICES</b>						
<b>CURRENT OPERATING EXPENDITURES</b>						
<b>Personnel Services</b>						
Salaries - Itemized Position	50101010	998,797,860.90	87,192,851.06	998,797,860.90		
Salary Increase	50101010-04	137,412,344.82	12,115,938.47	137,412,344.82		
Salaries & Wages - Unfilled Position	50101010-A					
Casual Wages	50101020-01	42,358,743.79	3,023,303.13	42,358,743.79		
Contractual Wages	50101020-02	13,738,577.75	1,229,247.38	13,738,577.75		
Casual Increase	50101020-14	1,786,059.22	118,838.22	1,786,059.22		
Contractual Increase	50101020-24	1,632,553.89	138,985.95	1,632,553.89		
PERA	50102010	42,565,324.49	3,662,322.54	42,565,324.49		
Representation Allowance (RA)	50102020	11,598,048.39	969,500.00	11,598,048.39		
Transportation Allowance (TA)	50102030	10,117,500.00	845,500.00	10,117,500.00		
Clothing/Uniform Allowance	50102040	10,618,000.00		10,618,000.00		
Health Workers Benefits	50102060	178,150.00	23,200.00	178,150.00		
Honoraria	50102100	657,875.00	40,500.00	657,875.00		
Longevity Pay	50102120	71,134,585.40	231,762.75	71,134,585.40		
Overtime Services	50102130	25,536,760.80	2,435,710.97	25,536,760.80		
Year-End Bonus	50102140	87,712,794.60	5,841,836.30	87,712,794.60		
Year-End Bonus Increase	50102140-04	11,371,036.95	960,808.05	11,371,036.95		
Cash Gift	50102150	9,414,500.00	576,000.00	9,414,500.00		
Other Bonuses and Allowances	50102990	221,546,262.81	73,902,476.45	221,546,262.81		
Provident Fund Contributions (SEF)	50103050	19,036,395.38	1,706,797.66	19,036,395.38		
Retirement Benefits - Civilians	50104020	13,855,000.00			13,855,000.00	

Allotment Class / Object of Expenditure  (1)	Code	Allotment Received  (2)	Obligations Incurred		Unobligated Balance of Allotment  (5) = (2) - (4)	REMARKS  (6)
			This Report  (3)	To Date  (4)		
Terminal Leave	50104030	115,096,772.55	16,450,049.58	109,979,750.55	5,117,022.00	
Other Personnel Benefits	50104990	699,661,484.02	242,612,003.66	699,661,484.02		
<b>Total Personnel Services</b>		<b>2,545,826,630.76</b>	<b>454,097,632.17</b>	<b>2,526,854,608.76</b>	<b>18,972,022.00</b>	
<b>Personnel Services</b>						
GSIS Contribution	50103010	134,500,000.00	11,388,475.54	126,190,854.96	8,309,145.04	
GSIS Contribution Increase	50103010-04	18,238,000.00	1,238,386.56	14,633,283.97	3,604,716.03	
Pag-Ibig Contribution	50103020	2,119,800.00	179,700.00	2,119,800.00		
PhilHealth Contribution	50103030	9,229,571.96	1,146,759.10	9,229,571.96		
ECC Contribution	50103040	2,132,300.00	189,000.00	2,132,300.00		
<b>Total Personnel Services</b>		<b>166,219,671.96</b>	<b>14,142,321.20</b>	<b>154,305,810.89</b>	<b>11,913,861.07</b>	
<b>Total Personnel Services</b>		<b>2,712,046,302.72</b>	<b>468,239,953.37</b>	<b>2,681,160,419.65</b>	<b>30,885,883.07</b>	
<b>Maintenance and Other Operating Expenses</b>						
Travelling Expenses - Local	50201010	331,766,410.87	27,486,583.52	171,024,916.87	160,741,494.00	
Travelling Expenses - Foreign	50201020	39,139,236.55	5,263,000.84	20,239,114.61	18,900,121.94	
Training Expenses	50202010	23,879,793.73	1,619,314.29	23,604,793.73	275,000.00	
IT/Office Supplies Expenses	50203010	22,583,601.23	-815,174.10	16,481,540.38	6,102,060.85	
Accountable Forms Expenses	50203020	25,600.00	10,200.00	23,800.00	1,800.00	
Welfare Good Expenses	50203060	489,266.20	341,266.20	489,266.20		
Medical,Dental & Lab. Supplies Expenses	50203080	401,208.69		401,208.69		
Fuel, Oil & Lubricants Expenses	50203090	2,352,878.04	275,569.66	2,352,878.04		
Military, Police & Traffic Supplies Exp.	50203120	400,400.00		400,400.00		
Semi-Expendable Office Equipment	50203210-02	116,032.40	50,940.00	113,252.40	2,780.00	
Semi-Expendable ICT Equipment	50203210-03	997,725.86	205,181.00	943,025.86	54,700.00	
Semi-Expendable Communication Equipment	50203210-07	43,526.00	7,400.00	43,426.00	100.00	
Semi-Expendable Disaster Response & Resc	50203210-08					
Semi-Expendable Military,Police & Securi	50203210-09					
Semi-Expendable Medical Equipment	50203210-10	27,200.00		27,200.00		
Semi-Expendable Printing Equipment	50203210-11					
Semi-Expendable Sports Equipment	50203210-12					
Semi-Expendable Other Machinery & Equipm	50203210-99	838,017.81	161,650.75	827,895.81	10,122.00	
Semi-Expendable Furniture & Fixture	50203220-01	595,941.00	30,553.00	595,941.00		
Semi-Expendable Books	50203220-02	292,822.80		292,822.80		
Other Supplies Expenses	50203990	7,079,537.58	2,105,578.25	5,478,723.08	1,600,814.50	
Water Expenses	50204010	8,503,884.51	-633,834.12	2,386,044.80	6,117,839.71	

Allotment Class / Object of Expenditure (1)	Code	Allotment Received (2)	Obligations Incurred		Unobligated Balance of Allotment (5) = (2) - (4)	REMARKS (6)
			This Report (3)	To Date (4)		
Electricity Expenses	50204020	47,343,574.06	11,231,424.43	22,298,081.06	25,045,493.00	
Postage & Deliveries Expenses	50205010	531,916.47	343,346.30	519,975.30	11,941.17	
Telephone and Mobile Expense	50205020	20,499,302.67	1,809,039.98	14,385,065.79	6,114,236.88	
Internet Expenses	50205030	4,815,404.28	996,109.63	3,971,935.51	843,468.77	
Cable, Radio, Sattelite Expenses	50205040	915,586.00	13,706.00	915,586.00		
Extraordinary and Miscellaneous Expenses	50210030	424,289,677.60	43,780,954.40	374,892,679.64	49,396,997.96	
Legal Services	50211010	187,800.00	59,550.00	157,800.00	30,000.00	
Auditing Expenses	50211020	3,209,123.37	1,758,689.49	3,209,123.37		
Consultancy Services	50211030	242,007,515.87	10,483,945.22	90,051,537.97	151,955,977.90	
Other Professional Services	50211990	11,770,623.01	1,709,500.00	10,930,223.01	840,400.00	
Environment/Sanitary Services	50212010	456,500.00	134,000.00	456,500.00		
Janitorial Services	50212020	44,081,132.19	6,318,599.18	19,081,132.19	25,000,000.00	
Security Services	50212030	8,046,244.00	1,386,561.00	3,046,244.00	5,000,000.00	
Other General Services	50212990					
Repair & Maint. - Office Bldgs.	50213040-01					
Repair & Maint. - Office Equip.	50213050-02	23,226.00	19,490.00	23,226.00		
Repair & Maint. - IT Equipment	50213050-03	193,750.00		193,750.00		
Repair & Maint. - Communication Eqpt.	50213050-07	485,600.00	20,000.00	485,600.00		
Repair & Maint.-Fire Equipment	50213050-09	38,500.00	12,000.00	38,500.00		
Repair & Maint. - Medical, Dental, etc.	50213050-11					
Repair & Maint. - Motor Vehicle	50213060-01	1,488,113.93	235,958.87	1,488,113.93		
Repair & Maint. - Furn. & Fixtures	50213070					
Rep&Maint-Semi Exp-Office Equip	50213210-02					
Rep&Maint-Semi Exp-IT Equip	50213210-03					
Rep&Maint-Semi Exp-Disaster Response	50213210-08					
Rep&Maint-Semi Exp-Other Machinery Equip	50213210-99					
Rep&Maint-Semi Exp-Furniture&Fixturre	50213220-01					
Repair & Maint. - Other Property, etc.	50213990	1,085,863.00	115,466.50	1,085,863.00		
Taxes, Duties and Licenses	50215010	44,130.00		44,130.00		
Fidelity Bond Premium	50215020	468,314.97	202,125.00	468,314.97		
Insurance Premiums	50215030	1,325,230.99	1,437.24	1,325,230.99		
Advertisement Expenses	50299010					
Printing & Binding Expenses	50299020	5,437,797.18	1,969,500.00	5,351,797.18	86,000.00	
Representation Expenses	50299030	104,661,411.61	15,298,248.70	73,359,909.09	31,301,502.52	
Transportation & Delivery Expenses	50299040	200.00		200.00		

Allotment Class / Object of Expenditure  (1)	Code	Allotment Received  (2)	Obligations Incurred		Unobligated Balance of Allotment  (5) = (2) - (4)	REMARKS  (6)
			This Report  (3)	To Date  (4)		
Rent Expenses	50299050	204,398,641.53	3,215,373.24	142,689,258.44	61,709,383.09	
Membership Dues & Contribution to Orgns	50299060	928,196.65		928,196.65		
Subscription Expenses	50299070	6,039,979.99	793,691.75	5,390,309.99	649,670.00	
Other Maintenance and Other Operating Ex	50299990	689,523,446.64	52,340,229.93	501,565,027.35	187,958,419.29	
<b>Total Maintenance and Other Operating Expenses</b>		<b>2,263,829,885.28</b>	<b>190,357,176.15</b>	<b>1,524,079,561.70</b>	<b>739,750,323.58</b>	
<b>Capital Outlays</b>						
Office Equipment	10605020	17,964,724.00	286,110.00	649,914.00	17,314,810.00	
IT Equipment	10605030	28,864,875.50	3,917,162.50	6,356,886.78	22,507,988.72	
Communication Equipment	10605070	2,363,000.00		211,755.00	2,151,245.00	
Firefighting Equipment & Accessories	10605090-01	300,000.00			300,000.00	
Military, Police & Security Equipment	10605100	21,915,000.00			21,915,000.00	
Medical, Dental & Laboratory Equipment	10605110	1,390,000.00			1,390,000.00	
Printing Equipment	10605120	1,500,000.00			1,500,000.00	
Sports Equipment	10605130	2,000,000.00			2,000,000.00	
Motor Vechicles	10606010	2,750,000.00			2,750,000.00	
Furniture & Fixture Equipment	10607010	2,361,348.00	31,348.00	116,223.00	2,245,125.00	
Library Books	10607020	2,685,000.00			2,685,000.00	
Other Property, etc.	10698990	28,381,864.50	444,656.00	825,186.00	27,556,678.50	
Computer Software	10801020	33,800,000.00			33,800,000.00	
<b>Total Capital Outlays</b>		<b>146,275,812.00</b>	<b>4,679,276.50</b>	<b>8,159,964.78</b>	<b>138,115,847.22</b>	
<b>Total Current Operating Expenditures</b>		<b>5,122,152,000.00</b>	<b>663,276,406.02</b>	<b>4,213,399,946.13</b>	<b>908,752,053.87</b>	
<b>TOTAL CURRENT OPERATING EXPENDITURES</b>		<b>5,122,152,000.00</b>	<b>663,276,406.02</b>	<b>4,213,399,946.13</b>	<b>908,752,053.87</b>	
<b>CONTINUING APPROPRIATIONS</b>						
<b>REGULAR</b>						
<b>Maintenance and Other Operating Expenses</b>						
Travelling Expenses - Local	50201010	116,171,198.95	283,630.95	93,984,438.07	22,186,760.88	
Travelling Expenses - Foreign	50201020	23,543,932.94	549,386.50	13,467,005.19	10,076,927.75	
Training Expenses	50202010	317,873.93		15,000.00	302,873.93	
IT/Office Supplies Expenses	50203010	8,093,672.65	-26,022.28	1,242,653.37	6,851,019.28	
Accountable Forms Expenses	50203020	10,000.00	1,200.00	1,200.00	8,800.00	
Semi-Expendable Machinery	50203210-01	200,000.00			200,000.00	

Allotment Class / Object of Expenditure (1)	Code	Allotment Received (2)	Obligations Incurred		Unobligated Balance of Allotment (5) = (2) - (4)	REMARKS (6)
			This Report (3)	To Date (4)		
Semi-Expendable Office Equipment	50203210-02	100,000.00			100,000.00	
Semi-Expendable ICT Equipment	50203210-03	157,952.00			157,952.00	
Semi-Expendable Communication Equipment	50203210-07	120,000.00		51,184.00	68,816.00	
Semi-Expendable Other Machinery & Equipm	50203210-99	50,000.00			50,000.00	
Semi-Expendable Furniture & Fixture	50203220-01	450,000.00	-2,400.00	146,160.00	303,840.00	
Other Supplies Expenses	50203990	2,009,319.34	20,201.51	121,874.70	1,887,444.64	
Water Expenses	50204010	5,068,280.00	1,211,748.38	5,000,000.00	68,280.00	
Electricity Expenses	50204020	18,257,515.00		18,000,000.00	257,515.00	
Postage & Deliveries Expenses	50205010	131,585.46	18,378.17	21,262.00	110,323.46	
Telephone and Mobile Expense	50205020	6,839,696.07	92,864.90	1,269,174.89	5,570,521.18	
Internet Expenses	50205030	2,635,092.92	132,880.30	1,706,080.46	929,012.46	
Extraordinary and Miscellaneous Expenses	50210030	47,197,941.57	62,400.00	18,197,400.00	29,000,541.57	
Legal Services	50211010	212,400.00		8,600.00	203,800.00	
Consultancy Services	50211030	119,965,992.45	7,080,763.54	80,861,968.05	39,104,024.40	
Other Professional Services	50211990	16,461,489.05	1,293,484.25	14,814,486.05	1,647,003.00	
Janitorial Services	50212020	18,000,000.00		18,000,000.00		
Security Services	50212030	2,500,000.00		2,500,000.00		
Repair & Maint. - IT Equipment	50213050-03	50,000.00			50,000.00	
Repair & Maint. - Motor Vehicle	50213060-01	791,149.43	5,000.00	236,149.43	555,000.00	
Fidelity Bond Premium	50215020	83,750.00	22,500.00	45,000.00	38,750.00	
Printing & Binding Expenses	50299020	21,000.00		1,500.00	19,500.00	
Representation Expenses	50299030	37,802,898.61	1,226,001.35	27,310,025.41	10,492,873.20	
Rent Expenses	50299050	60,165,747.80	448,305.58	55,880,265.39	4,285,482.41	
Subscription Expenses	50299070	3,706,980.04	561,261.25	2,510,370.00	1,196,610.04	
Other Maintenance and Other Operating Ex	50299990	148,735,195.97	1,918,087.29	103,039,230.06	45,695,965.91	
<b>Total Maintenance and Other Operating Expenses</b>		<b>639,850,664.18</b>	<b>14,899,671.69</b>	<b>458,431,027.07</b>	<b>181,419,637.11</b>	
<b>Capital Outlays</b>						
Other Structure	10604990	8,000,000.00			8,000,000.00	
Office Equipment	10605020	8,602,430.00	451,279.17	1,341,995.30	7,260,434.70	
IT Equipment	10605030	7,691,519.20	433,998.99	4,692,442.87	2,999,076.33	
Communication Equipment	10605070	3,000,000.00		120,736.00	2,879,264.00	
Firefighting Equipment & Accessories	10605090-01	2,000,000.00			2,000,000.00	
Military, Police & Security Equipment	10605100	3,000,000.00		237,500.00	2,762,500.00	




Allotment Class / Object of Expenditure  (1)	Code	Allotment Received  (2)	Obligations Incurred		Unobligated Balance of Allotment  (5) = (2) - (4)	REMARKS  (6)
			This Report  (3)	To Date  (4)		
Medical, Dental & Laboratory Equipment	10605110	1,000,000.00			1,000,000.00	
Printing Equipment	10605120	1,538,500.00			1,538,500.00	
Sports Equipment	10605130	1,000,000.00			1,000,000.00	
Motor Vehcles	10606010	3,000,000.00			3,000,000.00	
Furniture & Fixture Equipment	10607010	2,587,244.74	142,880.00	1,409,590.00	1,177,654.74	
Library Books	10607020	2,000,000.00		75,994.80	1,924,005.20	
Other Property, etc.	10698990	33,056,992.40	245,098.00	2,463,571.86	30,593,420.54	
Computer Software	10801020	11,319,495.47		2,580,069.57	8,739,425.90	
<b>Total Capital Outlays</b>		<b>87,796,181.81</b>	<b>1,273,256.16</b>	<b>12,921,900.40</b>	<b>74,874,281.41</b>	
<b>Total Continuing Appropriations Regular</b>		<b>727,646,845.99</b>	<b>16,172,927.85</b>	<b>471,352,927.47</b>	<b>256,293,918.52</b>	
<b>TOTAL CONTINUING APPROPRIATIONS</b>		<b>727,646,845.99</b>	<b>16,172,927.85</b>	<b>471,352,927.47</b>	<b>256,293,918.52</b>	
<b>TOTAL PROPER AND SECRETARIAT</b>		<b>5,849,798,845.99</b>	<b>679,449,333.87</b>	<b>4,684,752,873.60</b>	<b>1,165,045,972.39</b>	
<b>PROGRAM B - LOCALLY FUNDED PROJECTS</b>						
<b>SENATE RELOCATION</b>						
<b>CURRENT OPERATING EXPENDITURES</b>						
<b>Maintenance and Other Operating Expenses</b>						
Consultancy Services	50211030	2,100,000.00	280,000.00	1,720,000.00	380,000.00	
Other Maintenance and Other Operating Ex	50299990	1,900,000.00	1,336,392.00	1,336,392.00	563,608.00	
<b>Total Maintenance and Other Operating Expenses</b>		<b>4,000,000.00</b>	<b>1,616,392.00</b>	<b>3,056,392.00</b>	<b>943,608.00</b>	
<b>Capital Outlays</b>						
Office Buildings	10604010	1,286,000,000.00		1,286,000,000.00		
<b>Total Capital Outlays</b>		<b>1,286,000,000.00</b>		<b>1,286,000,000.00</b>		
<b>Total Current Operating Expenditures</b>		<b>1,290,000,000.00</b>	<b>1,616,392.00</b>	<b>1,289,056,392.00</b>	<b>943,608.00</b>	
<b>TOTAL LOCALLY-FUNDED PROJECTS</b>		<b>1,290,000,000.00</b>	<b>1,616,392.00</b>	<b>1,289,056,392.00</b>	<b>943,608.00</b>	
<b>CONTINUING APPROPRIATIONS</b>						
<b>REGULAR</b>						
<b>Maintenance and Other Operating Expenses</b>						
Research, Exploration & Dev Exp.	50207020	69,356,000.00			69,356,000.00	




Allotment Class / Object of Expenditure (1)	Code	Allotment Received (2)	Obligations Incurred		Unobligated Balance of Allotment (5) = (2) - (4)	REMARKS (6)
			This Report (3)	To Date (4)		
<i>Total Maintenance and Other Operating Expenses</i>		69,356,000.00			69,356,000.00	
<i>Total Continuing Appropriations Regular</i>		69,356,000.00			69,356,000.00	
<b>TOTAL CONTINUING APPROPRIATIONS</b>		69,356,000.00			69,356,000.00	
<b>TOTAL PROGRAM B</b>		1,359,356,000.00	1,616,392.00	1,289,056,392.00	70,299,608.00	
<b>GRAND TOTAL</b>		7,209,154,845.99	681,065,725.87	5,973,809,265.60	1,235,345,580.39	

Certified Correct:

Submitted By:

  
**RIOSA C. MANALANSAN**  
 Chief, Legislative Budget Service  
 

  
**ATTY. MYRA MARIE D. VILLARICA**  
 Senate Secretary  
